



1812A/1812B/1813

CMOS IC

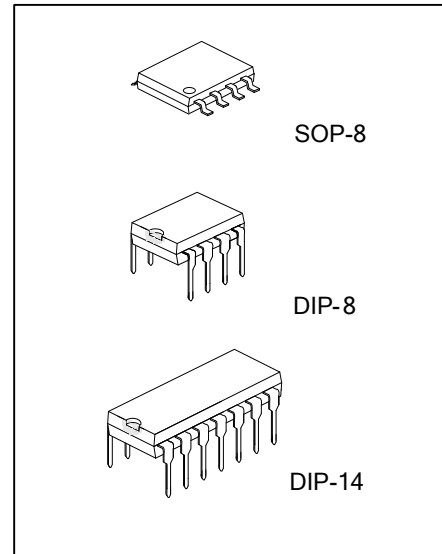
SINGLE SOUND GENERATOR

DESCRIPTION

The UTC **1812A/1812B/1813** is a CMOS LSI chip designed for use in sound effect products .It is equipped with tone circuit, noise circuit and other control logic to generate different sounds including rifle gun, machine gun, booming sound, door bell, alarm etc. The customer supplied sound source can be analyzed and programmed into an internal ROM by changing a mask layer during device fabrication. The UTC **1812A/1812B/1813** is suitable for various toy applications.

FEATURES

- *Single power supply: 2.4~3.3V
- *Low standby current at 3V, 1µA typ
- *Auto power-off function
- *Speaker or direct piezo. application
- *Built-in envelope control circuit
- *1Hz-8Hz programmable LED flash output
- *Minimum external components
- *Low operating current
- *Strong driving capability



ORDERING INFORMATION

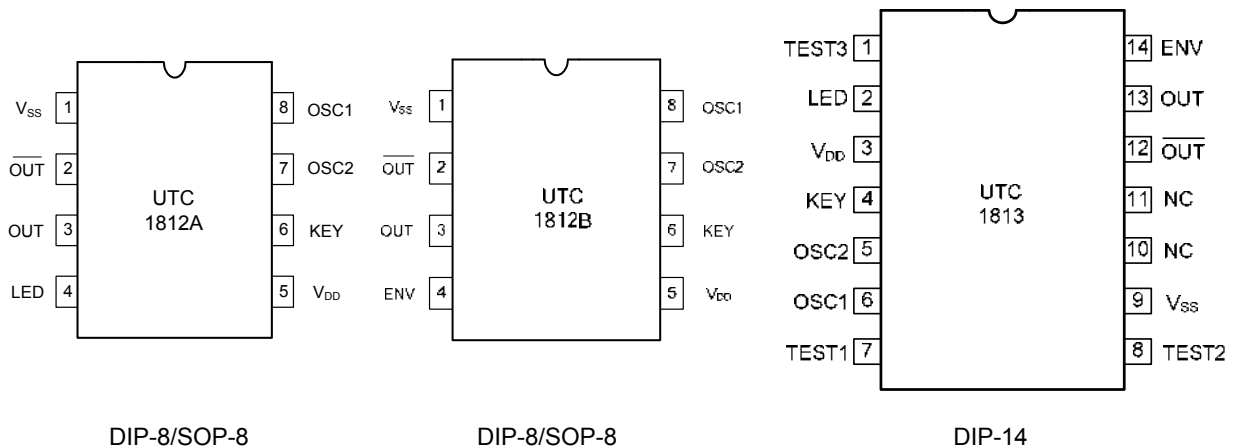
Ordering Number		Package	Packing
Lead Free	Halogen Free		
1812AL-xx-D08-T	1812AG-xx-D08-T	DIP-8	Tube
1812AL-xx-S08-R	1812AG-xx-S08-R	SOP-8	Tape Reel
1812BL-xx-D08-T	1812BG-xx-D08-T	DIP-8	Tube
1812BL-xx-S08-R	1812BG-xx-S08-R	SOP-8	Tape Reel
1813L-xx-D14-T	1813G-xx-D14-T	DIP-14	Tube

<p>1812AG-xx-D08-T</p> <p>(1)Packing Type (2)Package Type (3)Time (4)Green Package</p>	<p>(1) T: Tube, R: Tape Reel (2) D08: DIP-8, S08: SOP-8, D14: DIP-14 (3) 25: 0.25, 38: 0.38, 51: 0.51 (4) G: Halogen Free and Lead Free, L: Lead Free</p>
--	---

MARKING

Ordering Number	MARKING	
	DIP-8 / DIP-14	SOP-8
1812A		
1812B		
1813 (DIP-14)		-

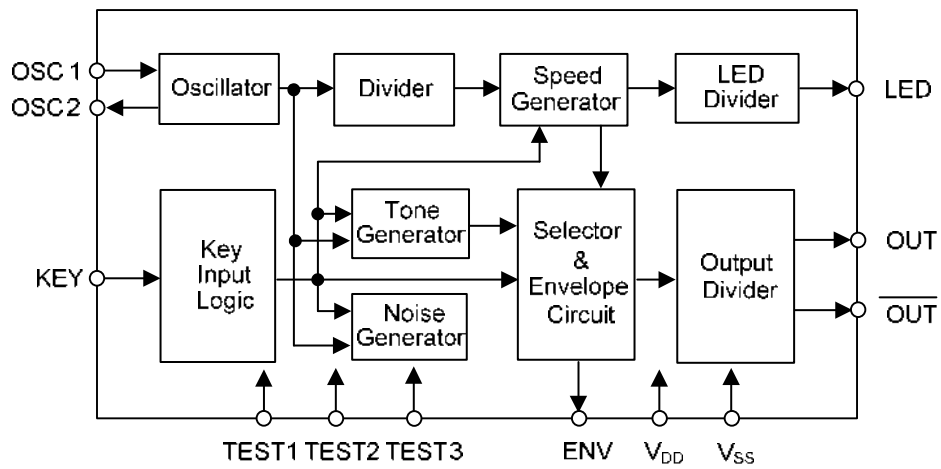
PIN CONFIGURATIONS



PIN CONFIGURATIONS

PIN NO.			SYMBOL	DESCRIPTION
1812A	1812B	1813		
1	1	9	V_{SS}	Negative power supply, GND
2	2	12	\overline{OUT}	Sound output pad, out of phase to pad 3
3	3	13	OUT	Sound output pad
4	-	2	LED	LED flash output pad
-	4	14	ENV	Sound envelope control pad
5	5	3	V_{DD}	Positive power supply
6	6	4	KEY	Key input pad, low active
7	7	5	OSC2	Oscillator output pad
8	8	6	OSC1	Oscillator input pad
-	-	7	TEST1	For IC test only
-	-	8	TEST2	For IC test only
-	-	1	TEST3	For IC test only
-	-	10,11	NC	No connection

■ BLOCK DIAGRAM



■ ABSOLUTE MAXIMUM RATINGS

PARAMETER	SYMBOL	VALUE	UNIT
Supply Voltage	V_{CC}	-0.3 ~ 5	V
Input Voltage	V_{IN}	$V_{SS}-0.3 \sim V_{DD}+0.3$	V
Operating Temperature	T_{OPR}	0 ~ +70	°C
Storage Temperature	T_{STG}	-40 ~ +150	°C

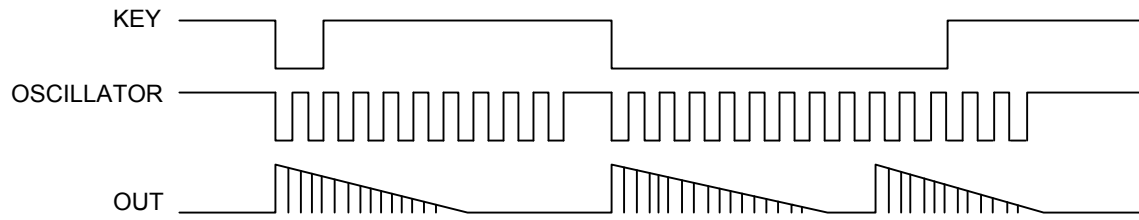
Note: Absolute maximum ratings are those values beyond which the device could be permanently damaged. Absolute maximum ratings are stress ratings only and functional device operation is not implied.

■ ELECTRICAL CHARACTERISTICS

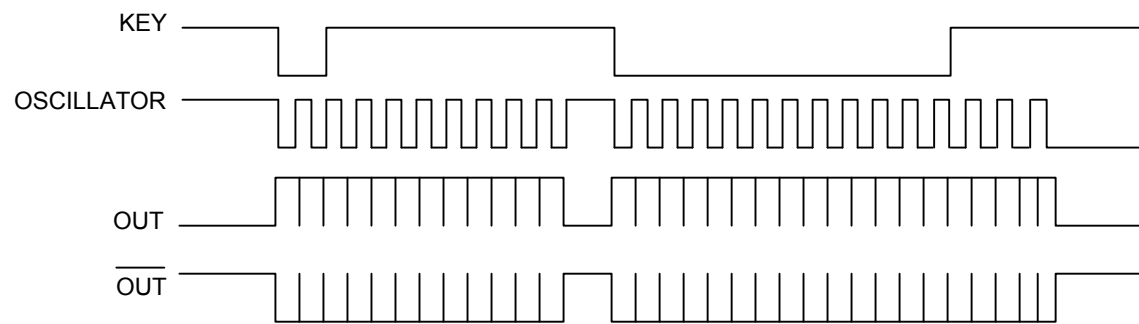
PARAMETER	SYMBOL	TEST CONDITIONS	MIN	TYP	MAX	UNIT
Operating Voltage	V_{DD}	$V_{DD} = 3V$	2.4	3	3.3	V
"H" Input Voltage	V_{IH}	$V_{DD} = 3V$	2.4			V
"L" Input Voltage	V_{IL}	$V_{DD} = 3V$			0.6	V
Output Source Current	I_{OH}	$V_{DD} = 3V, V_{OH} = 2.5V$	-0.8	-2		mA
Output Sink Current	I_{OL}	$V_{DD} = 3V, V_{OL} = 0.5V$	0.8	2		mA
ENV Source Current	I_{ENV}	$V_{DD} = 3V, V_{OH} = 2.5V$	-1	-2		mA
LED Source Current	I_{LED}	$V_{DD} = 3V, V_{OH} = 2.5V$	-1	-2		mA
Standby Current	I_{ST-BY}	$V_{DD} = 3V$		1	5	μA
Operating Current	I_{DD}	$V_{DD} = 3V, NO\ LOAD$		300	600	μA
Oscillator Frequency	F_{OSC}	$R = 240k\Omega$		64		kHz

■ TIMING DIAGRAM

With an envelope

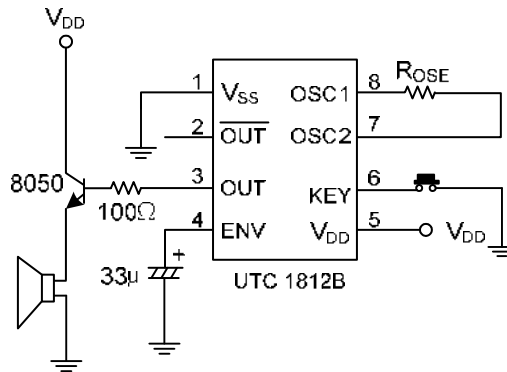


No envelope

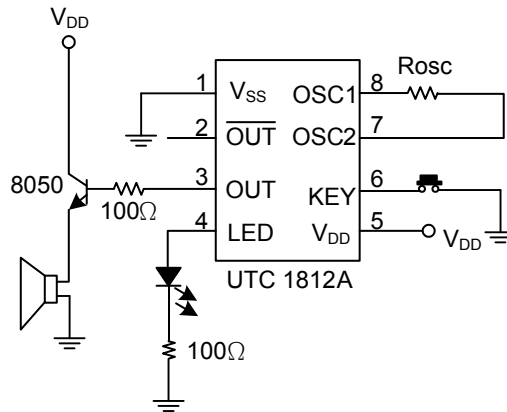


■ APPLICATION CIRCUITS

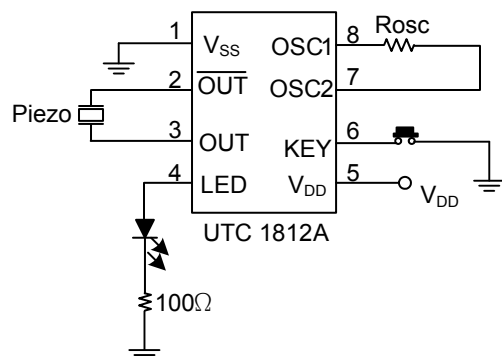
Speaker output with an envelope



Speaker output without an envelope

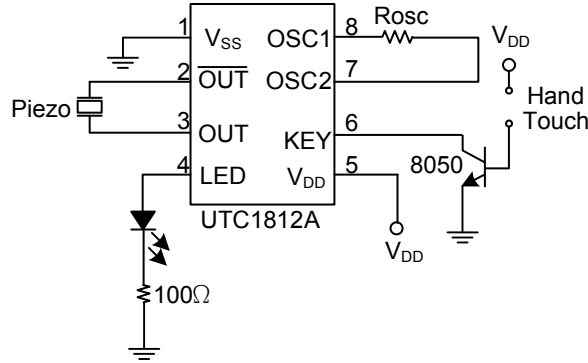


Piezo output without an envelope

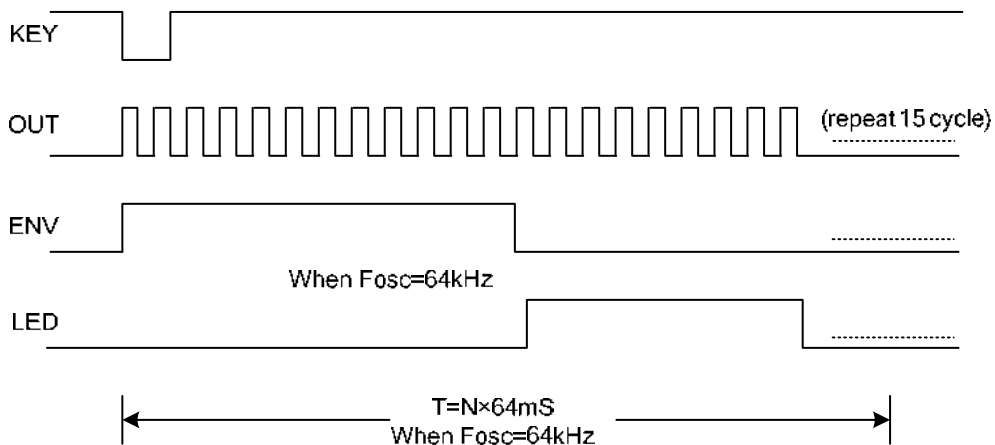
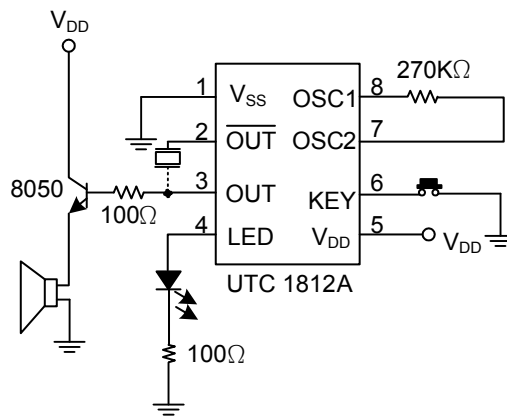


■ APPLICATION CIRCUITS(Cont.)

Hand touch trigger



■ APPLICATION CIRCUITS (1812-SIREN I)



* The IC substrate should be connected to V_{DD} in the PCB layout artwork

UTC assumes no responsibility for equipment failures that result from using products at values that exceed, even momentarily, rated values (such as maximum ratings, operating condition ranges, or other parameters) listed in products specifications of any and all UTC products described or contained herein. UTC products are not designed for use in life support appliances, devices or systems where malfunction of these products can be reasonably expected to result in personal injury. Reproduction in whole or in part is prohibited without the prior written consent of the copyright owner. UTC reserves the right to make changes to information published in this document, including without limitation specifications and product descriptions, at any time and without notice. This document supersedes and replaces all information supplied prior to the publication hereof.