


Y32F-3

MINIATURE POWER RELAY



Features

- 3Kv dielectric strength (between coil and contacts)
- 5A switching capability
- Slim size (width 5mm,height 12.5mm)
- High sensitive:Min. 120mW
- Sockets available
- Environment friendly product(RoHS compliant)
- Outline Dimensions :(20.0x5.0x12.5)mm

CONTACT DATA

Contact arrangement	1A
Contact resistance	100mΩ (1A 6VDC)
Contact material	AgSnO2AgNi
Contact rating	5A 250VAC/30VDC
Max. switching voltage	250VAC/30VDC
Max. switching current	5A
Max. switching power	1250VA/150W
Mechanical endurance	2x10 ⁷ ops.
Electrical endurance	1x10 ⁵ ops(See Safety Certification Report for details)

CHARACTERISTICS

Insulation resistance	1000m (at 500 VDC)	
Dielectric strength	Between coil & contacts	3000VAC 1min
	Between open contacts	1000VAC 1min
Surge voltage(between coil & contacts) ⁴⁾	6kV(1.2 / 50us)	
Operate time(at nomi.volt)	10ms max	
Release time(at nomi.volt)	5ms max	
Shock Resistance	Functional	98m/s ²
	Destructive	980m/s ²
Vibration resistance	10Hz to 55 Hz 1.5mm DA	
Humidity	5% to 85% RH	
Ambient temperature	-45℃ to 85℃	
Termination	PCB	
Unite weight	Approx. 3g	
Construction	Plastic sealed	

Notes: 1)The data shown above are initial values. 2)Please find coil temperature curve in the characteristics curves below.

COIL

Coil power	Approx.120mW (at 5VDC to 18VDC) Approx180mW (24VDC).
------------	---

COIL DATA

				At23℃
Nominal Voltage VDC	Pick-up Voltage VDC Max. ²⁾	Drop-out Voltage VDC Min. ²⁾	Max Voltage VDC ³⁾	Coil resistance Ω
5	3.50	0.25	6.0	208x (1±10%)
6	4.20	0.30	7.2	300 x(1±10%)
9	6.30	0.45	10.8	675x(1±10%)
12	:8.40	0.60	14.4	1200x(1±10%)
18	12.6	0.90	21.6	2700x(1±15%)
24	16.8	1.20	28.8	3200x(1±15%)

Notes: 1)All above datas are tested when the relays terminals are downward position.Other positions of the terminals ,the pick-up and drop-out voltages will have ±5% tolerance .For example,when the relay terminals are transverse position,the max. pick-up voltage change is 75% of norminal voltage.

2)*Maximum voltage refers to the maximum voltage which relay coil could endure in a short period of time

3)12VDC 120mW type are also available, please see ordering information for more details.

SAFETY APPROVAL RATINGS

UL/CUL	5A 30VDC L/R =0mS 3A 30VDC L/R =0mS 5A 250VAC COSθ=1 3A 250VAC COSθ=1
TÜV	5A 250VAC COSθ=1 5A 30VDC L/R =0mS

3)UL insulation system:Class F,Class B,ClassA

Yuanze Relay

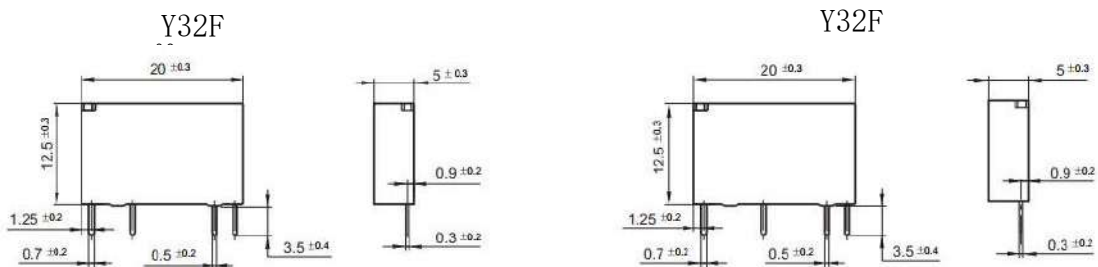
东莞市元则电器有限公司

ORDERING INFORMATION

	Y32F-3	-SS	-1	05	L	M	Y	1	XXX
Type									
Protective construction	SS-								
Flux proofed	SH-Sealed type washable								
Number of pole	:1-1 pole								
Coil voltage	05,06,09,12,18,24VDC								
L-0.12W	D-0.18W								
M-Form A	Black-Form C								
Contact type	Y:Single contacte				E:Bifurcated contact				
Space between teminals	1: 5.08mm			2: 7.62mm					
Code special:	Nil-Standard type			Letters or numbers-Special requirements.					

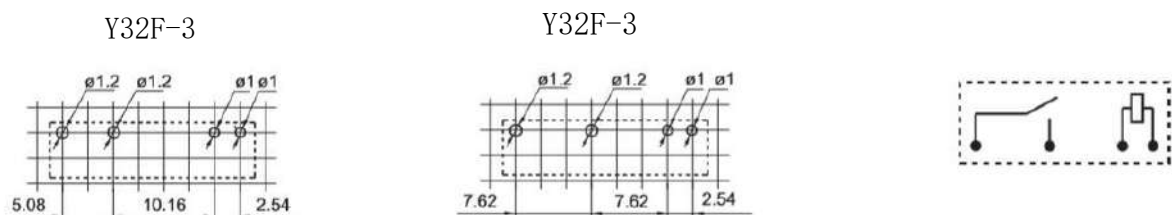
OUTLINE DEMENSIONS,WIRING DIAGRAM AND PC BOARD LAYOUT

Outline Dimensions



Wiring Diagram(bottom view)

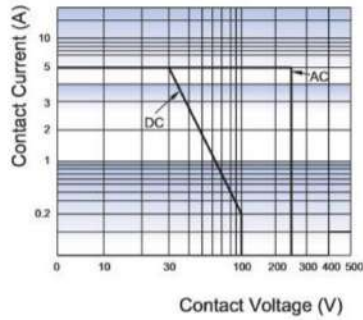
PCB Layout (Bottom view)



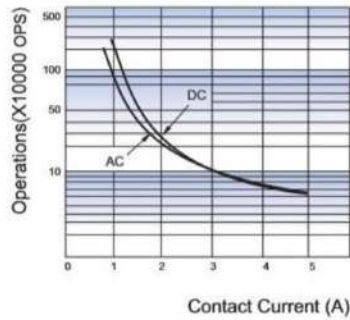
- Remark: 1) In case of no tolerance shown in outline dimension: outline dimension $\leq 1\text{mm}$, tolerance should be $\pm 0.2\text{mm}$; outline dimension $> 1\text{mm}$ and $\leq 5\text{mm}$, tolerance should be $\pm 0.3\text{mm}$; outline dimension $> 5\text{mm}$, tolerance should be $\pm 0.4\text{mm}$.
- 2) The tolerance without indicating for PCB layout is always $\pm 0.1\text{mm}$.
- 3) The width of the gridding is 2.54mm.

CHARACTERISTIC CURVES

MAXIMUM SWITCHING POWER



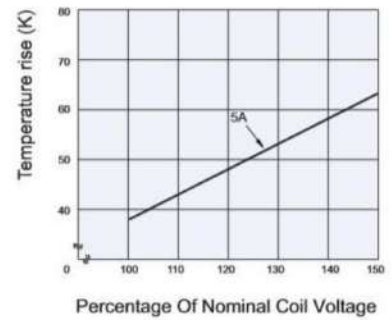
ENDURANCE CURVE



Test conditions:

1H1 type: AgNi, Resistive load, 250VAC/30VDC,
Room temp., 1s on 9s off.

COIL TEMPERATURE RISE



Test conditions:

5A 85°C
(Typical curve of 24VDC standard type)

Disclaimer

The specification is for reference only. See to "Terminology and Guidelines" for more information. Specifications subject to change without notice. We could not evaluate all the performance and all the parameters for every possible application. Thus the user should be in a right position to choose the suitable product for their own application. If there is any query, please contact YuanZe for the technical service. However, it is the user's responsibility to determine which product should be used only.

