

### Feature explanation

- Ultra-small relay
- Low power consumption of 200mW, high sensitivity
- Options include plastic-sealed and anti-solder formulations
- Dimensions: (15.5\*10.5\*11.5)mm



### ■ Performance Overview

Specifications	project		
Contact point parameters.	Contact configuration.		1C
	Contact resistance (initial value)		≤100mΩ(6VDC1A)
	Contact material.		AgNi、AgSnO <sub>2</sub>
Rated load.	Load control (resistance-based).		NO:3A 250VAC/30VDC(Standard product) 2A 250VAC/30VDC NC:2A 250VAC/30VDC
	Maximum switching voltage.		250VAC
	Maximum switching current.		3A
	Maximum conversion power.		360VA
Electrical performance.	Insulation resistance (initial value)		100MΩ(500VDC),1minute
	Medium withstand voltage. (Initial value)	Disconnect the contacts.	500VAC,1 minute
		Between the contact and the coil.	750VAC,1 minute
	Closing time.		≤10ms
Release time.		≤4ms	
Mechanical properties	to attack	stability	98m/s <sup>2</sup> (10G)
		strength	980m/s <sup>2</sup> (100G)
vibration		10Hz~55Hz1.5mm Double amplitude.	
Durability.	Mechanics		1×10 <sup>6</sup> 次
	Electrical (room temperature).		3A 250VAC 5×10 <sup>4</sup> 次(ON/OFF=1s/1s) 3A 30VDC 3×10 <sup>4</sup> 次(ON/OFF=2s/3s)
Conditions of Use	environmental temperature		-40℃~70℃
	humidity		5% to 90%
Termination method.			Printed board type.
weight			Approximately3.7g
Packaging method.			Plastic-coated type, anti-soldering formulation.

## ■ Coil specifications (23°C)

Rated voltage.	Closing voltage VDC	Release voltage VDC	Rated current (±10%)	Coil resistance (±10%)	Rated power.	Maximum permissible voltage.
DC 5V	≤3.75	≥0.3	72mA	69.4Ω	Approximately 0.36W.	DC 6.5V
DC 6V	≤4.50	≥0.36	60mA	100Ω		DC 7.8V
DC 9V	≤6.75	≥0.54	40mA	225Ω		DC 11.7V
DC 12V	≤9.00	≥0.72	30mA	400Ω		DC 15.6V
DC 24V	≤18.00	≥1.44	15mA	1600Ω		DC 31.2V
DC 5V	≤3.75	≥0.3	40mA	125Ω	Approximately 0.2W.	DC 6.5V
DC 6V	≤4.50	≥0.36	33.3mA	180Ω		DC 7.8V
DC 9V	≤6.75	≥0.54	22.2mA	405Ω		DC 11.7V
DC 12V	≤9.00	≥0.72	16.6mA	720Ω		DC 15.6V
DC 24V	≤18.00	≥1.44	8.3mA	2880Ω		DC 31.2V
DC 5V	≤3.75	≥0.3	90mA	55.5Ω	Approximately 0.45W.	DC 15.6V
DC 6V	≤4.50	≥0.36	75mA	80Ω		DC 31.2V
DC 9V	≤6.75	≥0.54	50mA	180Ω		DC 6.5V
DC 12V	≤9.00	≥0.72	37.5mA	320Ω		DC 15.6V
DC 24V	≤18.00	≥1.44	18.8mA	1280Ω		DC 31.2V

## ■ Order information.

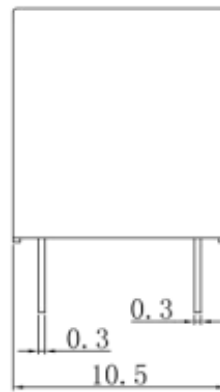
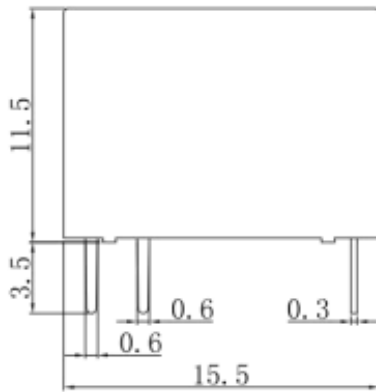
**RSK - X - X X X -X -XX**

- Product model.
- Sealing configuration: SS-Open type. SH -Sealed type.
- Number of contact groups.: Contact Pole 1—1 pole
- Coil specifications (V DC) : 05 09 12 18 24 36 48
- Rated power: D standard power.
- Contact configuration.: Z—1 Form Z type
- Unique identifier: Customer Code

(1)When used in a clean environment (free from pollutants such as H<sub>2</sub>S, SO<sub>2</sub>, NO<sub>2</sub>, and dust), it is recommended to choose the anti-soldering formulation. For use in polluted environments (containing H<sub>2</sub>S, SO<sub>2</sub>,NO<sub>2</sub>, and dust), it is suggested to opt for the plastic-sealed type. Please contact our company if you need to perform a comprehensive cleaning or surface treatment.

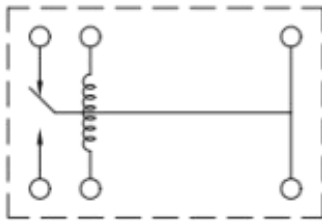
(2)In situations where relays generate significant surge currents upon the activation of their contacts, it is recommended to use AgSnO<sub>2</sub> contact materials.

■ Dimensions, wiring, and installation specifications (unit: mm).

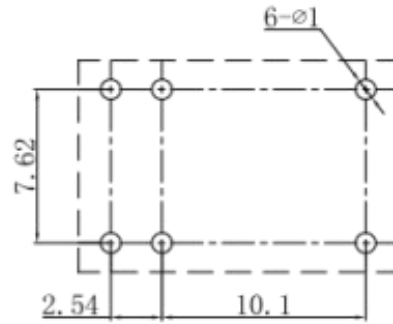


未标注尺寸公差：  
 < 1mm :  $\pm 0.2\text{mm}$   
 1~5mm :  $\pm 0.3\text{mm}$   
 > 5mm :  $\pm 0.4\text{mm}$

注：  
 1、引出脚尺寸为预焊前尺寸  
 2、安装孔尺寸公差 T :  $\pm 0.1\text{mm}$



接线图 (底视图)



安装孔尺寸图 (底视图)

Note: (1) The tolerance of size is  $\pm 0.2\text{mm}$  when the size is  $\leq 1\text{mm}$ ; When the external dimension is  $1\text{mm} \sim 5\text{mm}$ , the tolerance is  $\pm 0.3\text{mm}$ ; When the external dimension  $\geq 5\text{mm}$ , the tolerance is  $\pm 0.5\text{mm}$ .

(2) The installation dimensions do not specify any tolerance, which is  $\pm 0.1\text{mm}$ .

## ■ Security authentication.

Type of certification.	Certification number.	Contact configuration.	Contact material.	Authentication load.
UL				
TUV				
CQC				

## ■ Note

2. In environment where harmful gases such as H<sub>2</sub>S, SO<sub>2</sub>, or NO<sub>2</sub> are present, it is recommended to use fully sealed products.
3. Where feasible, opt for products that are resistant to soldering paste.
4. If customers need to use ultrasonic equipment to clean PCBs and relays, they must opt for fully sealed products.
5. To maintain the initial performance parameters of the relays, please be careful not to drop the product.
6. This product specification sheet is provided solely for customer selection purposes. Any changes will not be notified in advance.