

WEIDY®

NO.

APS-1607-006

Version

A/0

Date

2016.7.16

Page

1 of 12

Metallized Polypropylene Film Capacitor(dipped)

Datasheet for film capacitor W36

Customer

WEIDY PART NO	Product specification	CUSTOMER'S PART NO.
W362G684JM8L00A0FC	CBB22-400V-684J-P15	

Seller	
Approval	
Date	9/9/2024
Ratify	张毅
Audit	Liang Dafu
Maker	Li Lili

Buyer	
Approval	
Date	
Ratify	
Title	
Remark	Pls send copy to us after approval

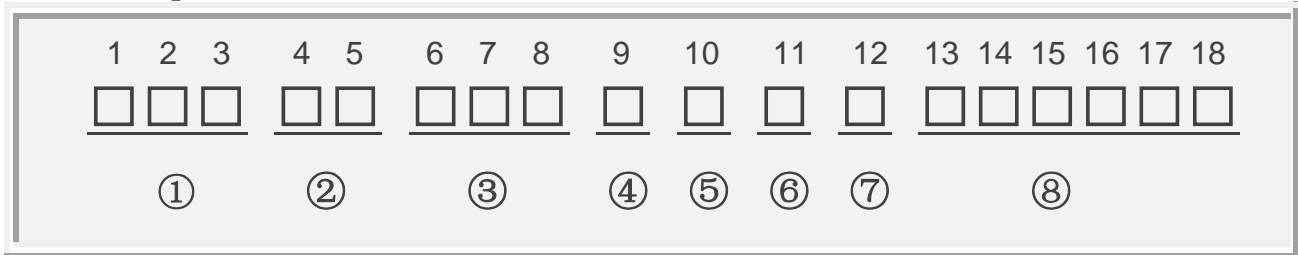
Company information

Company name: Shenzhen Weidy Industrial Development Co.,Ltd**Company address:** 5/F, New Asia Electronic Town, Zhenzhong Rd, Futian, Shenzhen, Guangdong, China.**TEL:** +86-755-82811688**FAX:** +86755-82812688<http://www.weidy.net>



NO.	APS-1607-006	Version	A/0
Date	2016.7.16	Page	4 of 12
Metallized Polypropylene Film Capacitor(dipped)			

✧ **Part number system**
For example:



① **Series code(Digit 1 to 3)**

Series	CH11	CL11	CBB11	CBB13	CBB81	CBB81B	WDQB	WDQC	PSR	CL20T	CL21	WDQV
Code	W10	W11	W12	W13	W14	W15	W16	W17	W18	W20	W21	W22
Series	CL21B	CL23B	CL25	CL20A	CBB20T	CBB21	CBB21B	CBB20A	MKP25	CBB22	MKPRS	MKPE(X2(E))
Code	W23	W24	W25	W26	W30	W31	W32	W33	W38	W36	W40	W41
Series	MKP(X2)	MKP63(Y2)	MKP64(X1)	MKP65(X1/440V)	MKP66(X1/760V)	CL21B(E)	CBB21B(E)	CBB21(E)	CLN51	CBS52	CBB60	CBB61
Code	W42	W43	W44	W45	W46	W47	W48	W49	W51	W52	W60	W61
Series	CBB65	CBB71	CBB72	MMKP82	MMKP84	CLN21	C92	CBB13B	CBB62	RCP	CBB28	CL21(E)
Code	W65	W71	W72	W82	W84	W91	W92	W19	W62	W39	W28	W50
Series	CBB22(E)	X1Y2	CL21S	CBB21S	MKP23	MKPR						
Code	W53	W54	W27	W37	W29	W63						

② **Rated Voltage(Digit 4-5)** (Remark: number and then letter indicate DC, letter and then number indicate AC)

	A	B	C	D	E	F	G	H	J	K	L	M	N
1			16V	20V	25V			50V	63V	80V			
2	100V	125V	160V	200V	250V		400V	500V	630V	800V		120V	
3	1000V	1250V	1600V	2000V	2500V	3000V	4000V					1200V	
	P	Q	R	S	T	U	V	W	X	Y			
1	240V	300V	330V	440V	540V	600V							
2	275V	305V	350V	450V	550V								



NO.	APS-1607-006	Version	A/0
Date	2016.7.16	Page	5 of 12
Metallized Polypropylene Film Capacitor(dipped)			

3	280V	310V											
---	------	------	--	--	--	--	--	--	--	--	--	--	--

③ Rated capacitance value(Digit 6 to 8)

According to JIS
 101=10x10¹pF=0.1nF 102=10x10²pF=1.0nF= 0.001uF 103=10x10³pF=10nF=0.01uF
 104=10x10⁴pF=100nF=0.1uF 105=10x10⁵pF=1000nF=1uF 106=10x10⁶pF=10000nF=10uF
 107 =100uF 108 =1000uF 109 =10000uF

④ Capacitance tolerance (Digit 9)

Tolerance	± 1%	± 2%	± 3%	± 5%	±10%	±15%	± 20%	0~+10%	0~-10%		
Code	F	G	H	J	K	L	M	T	P		

⑤ Pitch/ Length of Axial products (Digit 10)

Pitch	3.5	4.0	4.5	5.0	5.5	6.0	6.5	7.0	7.5	10.0	12.5	15.0	20.0
Code	A	B	C	D	E	F	G	H	J	K	L	M	N
Pitch	22.0	22.5	25.0	27.0	27.5	30.0	31.0	32	37	26	8		
Code	P	Q	R	S	T	U	V	W	X	Y	1		
Pitch	15	19	21	27	32	37	42	46	24	50	56		
Code	1	2	3	4	5	6	7	8	9	A	B		

*When the products are axial products, it stands for the length of the products

⑥ Lead (Digit 11)

Lead	CP 0.5	CP 0.6	CP 0.7	CP 0.8	CU 1.0	CU 0.8	CU 0.7	CU 1.2	CP 1.0		
code	5	6	7	8	1	9	4	A	C		

⑦ Package type and code of Lead Configuration(12)

Code	Remarks
S	Straight leads, lead Cut (L≤8mm)
M	Straight leads, lead Cut (20mm>L>8mm)
L	Straight leads, lead Cut (L≥20mm)
W	Leads bent into 90 Degree
K	Forming lead(tolerance of lead length±0.5mm)
Y	Forming lead(tolerance of lead length±0.3mm)
T	Taping packing

⑧ Internal use (Digit 13 ~ 18)

NO.	APS-1607-006	Version	A/0
Date	2016.7.16	Page	7 of 12
Metallized Polypropylene Film Capacitor(dipped)			

Solder ability IEC 68-2-20	Soldering temperature: 235°C±5°C Immersion duration: 2.0s±0.5s Good Tinning		
Soldering heat IEC 68-2-20	Soldering temperature: 260°C±5°C Immersion duration: 10s±1s Dip depth from the mounting surface 2+0/-0.5mm, using the thickness of 1.5mm ±0.5mm insulation shielding plate Capacitance change: $\Delta C/C : \leq \pm(2\%+2PF)$ of the value before test. DF change $\tan\delta : \leq$ rated value at 1 KHZ .		
Temperature Cycling IEC 68-2-14	Temperature : $\theta A = -40^{\circ}C$; $\theta B = +105^{\circ}C$ Time duration: 30min ; Cycle times: 5 times; Capacitance change: $\Delta C/C : \leq \pm 3\%$ DF change: $\tan\delta : \Delta \tan \delta : \leq 0.2\%$ at 1 KHZ . Insulation resistance: $\geq 50\%$ of the first testing value		
Vibration IEC 68-2-6	Frequency: 10 ~ 500Hz Direction and Duration: Per direction 2hrs, Total 6hrs; Amplitude 0.75mm or acceleration 98m/s ² (Taking the severity of lower) No visible damage and deterioration in appearance		
Bump IEC 68-2-29	Bump times: 4000 times Acceleration: 390m/s ² Pulse duration: 6ms No visible damage and deterioration in appearance		
Climatic Sequence	Dry heat IEC 68-2-2	Temperature: +105°C Duration: 16h	Final measurement No breakdown or flashover; No visible damage and deterioration in appearance and the marking shall be legible Capacitance change: $\Delta C/C : \leq \pm(2\%+2PF)$ DF change: $\tan\delta : \leq$ Rated value or 1.4 times of the value before test at 1 KHZ . Insulation Resistance : $\geq 50\%$ of the value before test
	Damp heat cycle	Test Db,Severity b, the first cycle	
	Cold IEC 68-2-1	Temperature: -40°C duration: 2h	
	Low Air pressure IEC 68-2-13	Temperature: 15°C—35°C Pressure: 8.5KPa Duration: 1h apply UR at the last 1 minute.	
	Damp heat cycle IEC 68-2-30	Test Db,Severity b,the other cycles, apply UR for 1minute after the test finished.	

NO.	APS-1607-006	Version	A/0
Date	2016.7.16	Page	8 of 12

Metallized Polypropylene Film Capacitor(dipped)

Damp Heat
Test
IEC 68-2-3

Temperature: $40^{\circ}\text{C} \pm 2^{\circ}\text{C}$

Humidity: $93 \pm 2/-3 \%$

Duration: 21 days

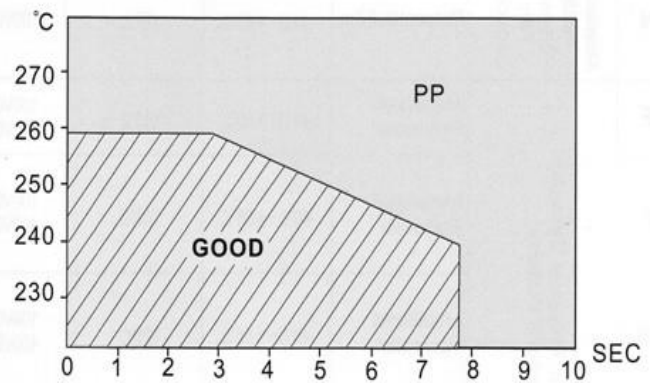
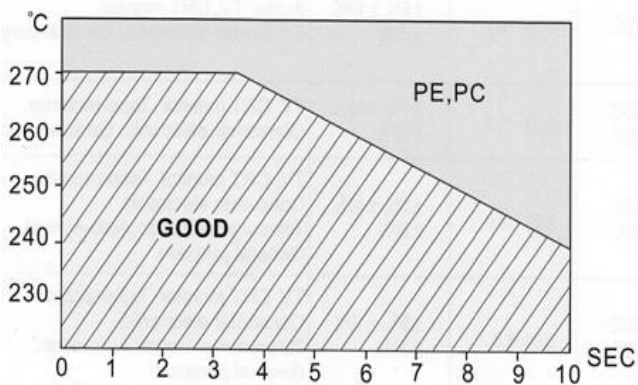
No visible damage and deterioration in appearance and the marking shall be legible

Capacitance change: $\Delta C/C : \leq \pm 5\%$

DF Change: $\Delta \tan \delta : \leq 0.2\%$ at 1 KHZ .

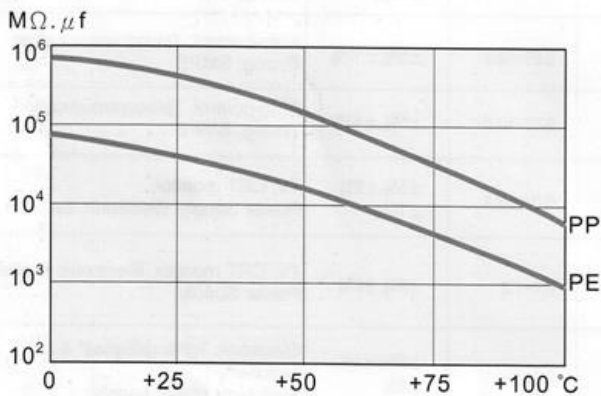
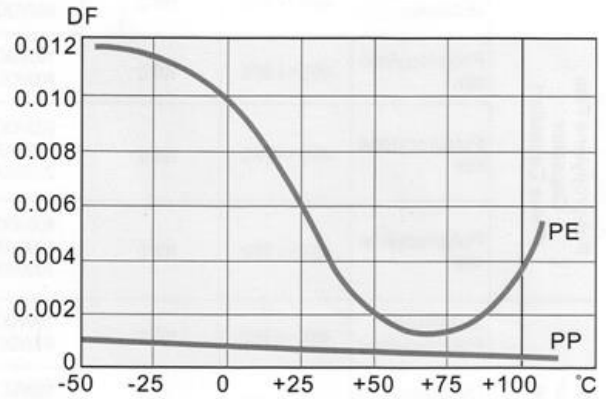
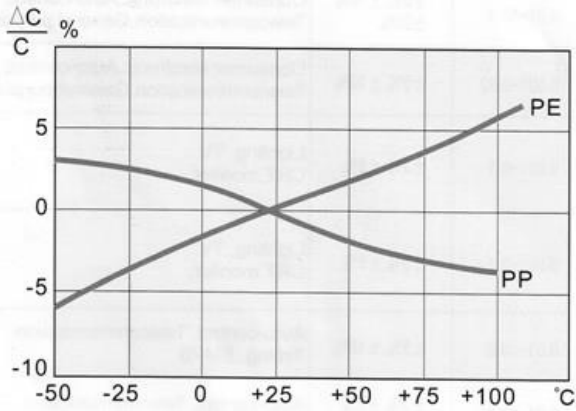
Insulation Resistance: $\geq 50\%$ of the value before test

◇ Soldering Temperature VS Time



NO.	APS-1607-006	Version	A/0
Date	2016.7.16	Page	9 of 12
Metallized Polypropylene Film Capacitor(dipped)			

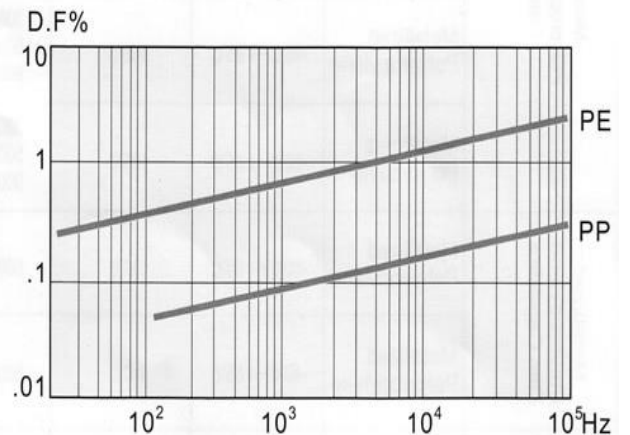
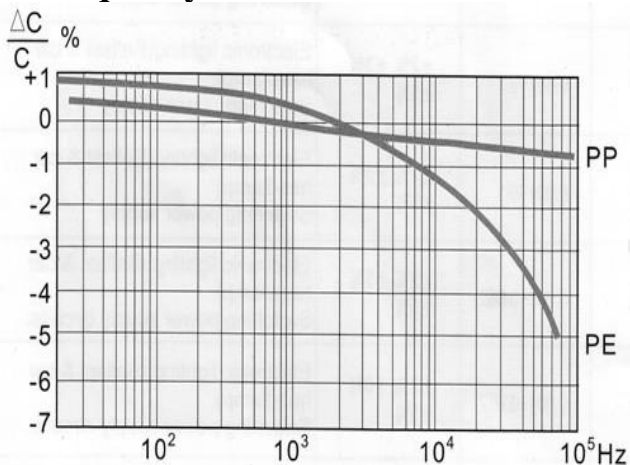
◇ Temperature Characteristics



PP: 聚丙烯薄膜 (Polypropylene Film)

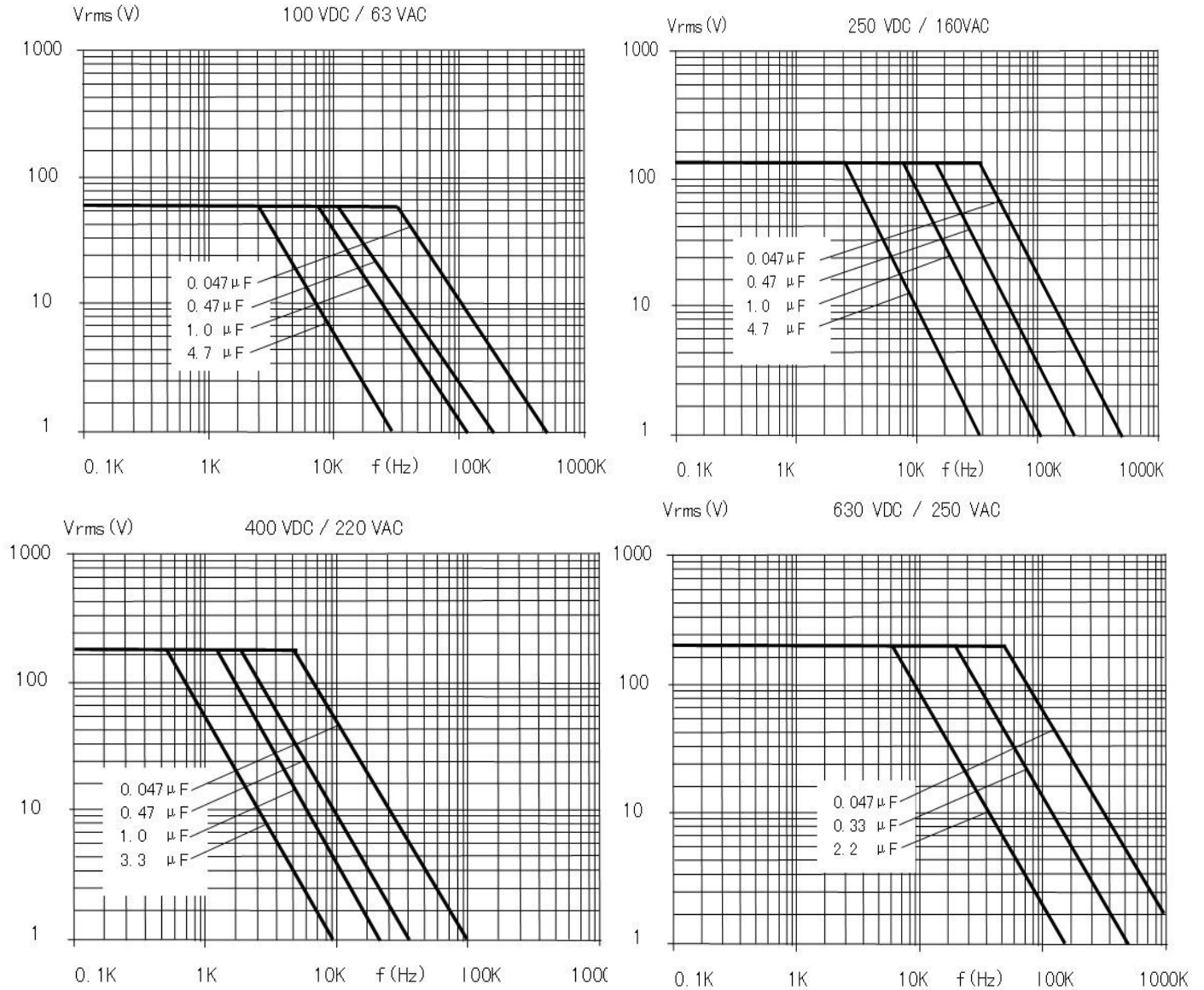
PE: 聚酯薄膜 (Polyester Film)

◇ Frequency Characteristics



NO.	APS-1607-006	Version	A/0
Date	2016.7.16	Page	10 of 12
Metallized Polypropylene Film Capacitor(dipped)			

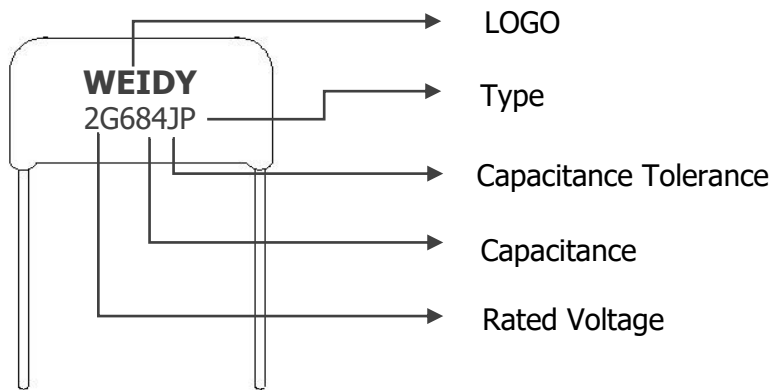
✧ Permissible AC Voltage VS Frequency Curve



Remark: Sine wave, Environmental temperature ≤ 85°C

NO.	APS-1607-006	Version	A/0
Date	2016.7.16	Page	11 of 12
Metallized Polypropylene Film Capacitor(dipped)			

◇ Marking Specification



◇ Taping Drawing&Dimensions

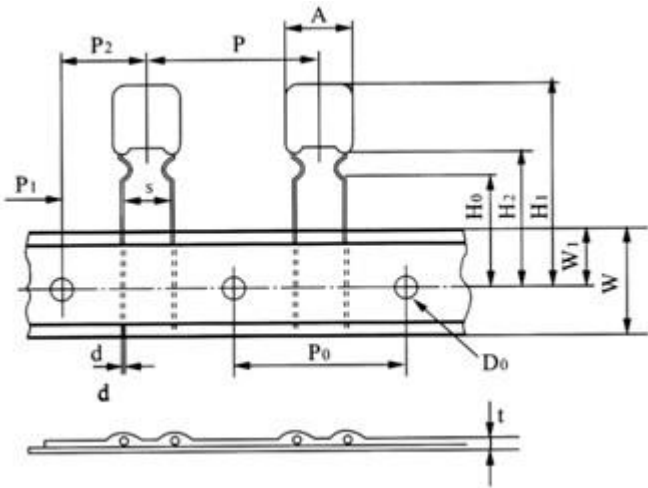


Fig.1

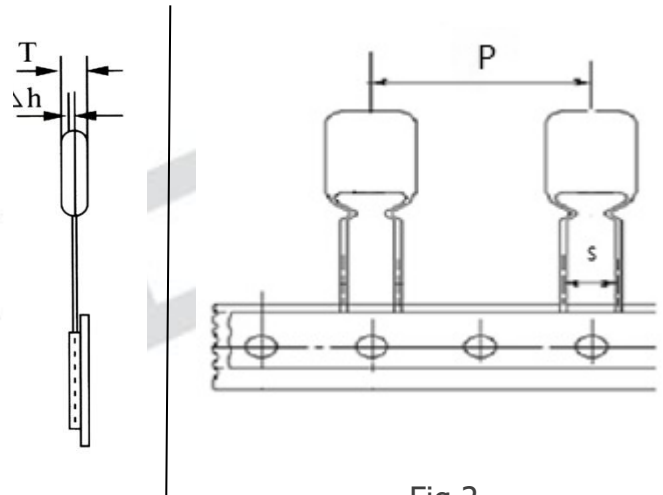
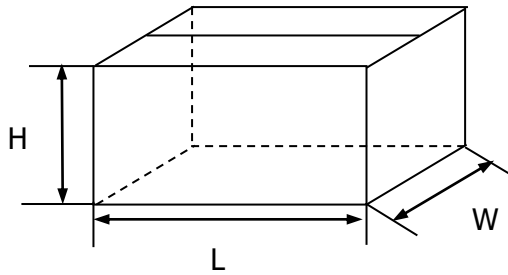


Fig.2

Technique Data	Code	Size (mm)					Technique Data	Code	Size (mm)				
		P=5	P=7.5	P=10	P=15	Tolerance			P=5	P=7.5	P=10	P=15	Tolerance
Taping Type		Fig1	Fig1	Fig2	Fig2		Taping Type		Fig1	Fig1	Fig2	Fig2	
Section distance	P	12.7	12.7	25.4	25.4	±1.0	Section distance	W	18.0	18.0	18.0	18.0	±0.5
Distance between two hole	P0	12.7	12.7	12.7	12.7	±0.3	Distance between two hole	W1	9.0	9.0	9.0	9.0	±0.5
Leads position	P1	3.8 5	2.6	7.7	5.2	±0.7	Leads position	H0	16	16	16	16	±0.5
Pitch for forming type	S	5.0	7.5	10.0	15.0	±0.5	Pitch for forming type	H1	39	39	39	39	max
Body position	P2	6.3 5	6.35	12.7	12.7	±1.3	Dia. Of the hole	D0	4.0	4.0	4.0	4.0	±0.3
Product Inclination	Δh	0	0	0	0	±0.2	Tape thickness	t	0.7	0.7	0.7	0.7	±0.2

◇ Carton Size



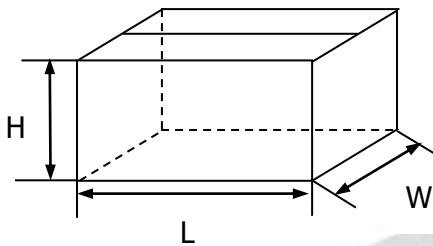
Out packaging box for bulk

L: 480mm

W: 320mm

H: 280mm

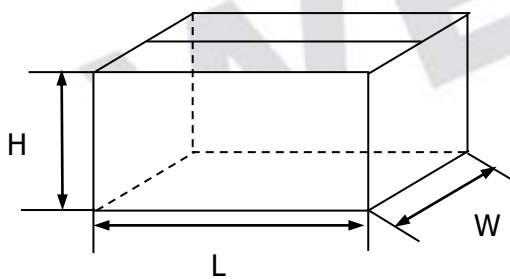
Inner packing box for bulk



L: 280mm

W: 225mm

H: 120mm

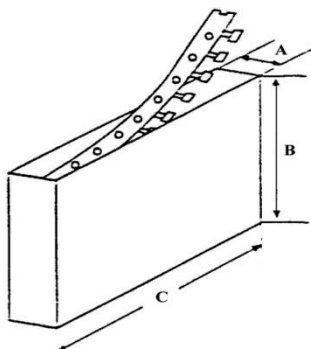


Out packaging box for taping

L: 640mm

W: 360mm

H: 290mm



Inner packing box for taping

A: 50mm

B: 320mm

C: 330mm