

# APPROVAL SHEET

## MULTILAYER CERAMIC CAPACITORS

General Purpose Series (4V to 100V)

0201 to 1812 Sizes

NP0, X7R, X6S, X7S & X5R Dielectrics

Halogen Free & RoHS Compliance

\*Contents in this sheet are subject to change without prior notice.

**Multilayer Ceramic Capacitors**

**1. DESCRIPTION**

MLCC consists of a conducting material and electrodes. To manufacture a chip-type SMT and achieve miniaturization, high density and high efficiency, ceramic condensers are used.

WTC's MLCC is made by NP0, X7R, X6S, X7S and X5R dielectric material and which provides product with high electrical precision, stability and reliability.

**2. FEATURES**

- a. A wide selection of sizes is available (0201 to 1812).
- b. High capacitance in given case size.
- c. Capacitor with lead-free termination (pure Tin).

**3. APPLICATIONS**

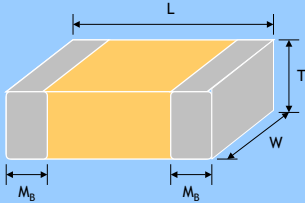
- a. For general digital circuit.
- b. For power supply bypass capacitors.
- c. For consumer electronics.
- d. For telecommunication.

**4. HOW TO ORDER**

<u>1206</u>	<u>B</u>	<u>104</u>	<u>K</u>	<u>500</u>	<u>C</u>	<u>I</u>
<u>Size</u>	<u>Dielectric</u>	<u>Capacitance</u>	<u>Tolerance</u>	<u>Rated voltage</u>	<u>Termination</u>	<u>Packaging style</u>
Inch (mm) <b>0201</b> (0603) <b>0402</b> (1005) <b>0603</b> (1608) <b>0805</b> (2012) <b>1206</b> (3216) <b>1210</b> (3225) <b>1812</b> (4532)	<b>N</b> =NP0 (COG) <b>B</b> =X7R <b>F</b> =Y5V <b>X</b> =X5R <b>S</b> =X6S <b>A</b> =X7S	Two significant digits followed by no. of zeros. And R is in place of decimal point.  eg.: 0R5=0.5pF 1R0=1.0pF 104=10x10 <sup>4</sup> =100nF	<b>A</b> =±0.05pF <b>B</b> =±0.1pF <b>C</b> =±0.25pF <b>D</b> =±0.5pF <b>F</b> =±1% <b>G</b> =±2% <b>J</b> =±5% <b>K</b> =±10% <b>M</b> =±20%	Two significant digits followed by no. of zeros. And R is in place of decimal point.  <b>4R0</b> =4 VDC <b>6R3</b> =6.3 VDC <b>100</b> =10 VDC <b>160</b> =16 VDC <b>250</b> =25 VDC <b>350</b> =35 VDC <b>500</b> =50 VDC <b>101</b> =100 VDC	<b>C</b> =Cu/Ni/Sn	<b>T</b> =7" reeled <b>G</b> =13" reeled

Multilayer Ceramic Capacitors

**5. EXTERNAL DIMENSIONS**

Outline	Size Inch (mm)	L (mm)	W (mm)	T (mm)/Symbol	Soldering Method *	M <sub>B</sub> (mm)		
 <p>Fig. 1 The outline of MLCC</p>	01R5 (0402)	0.4±0.02	0.2±0.02	0.2±0.02	V	R	0.10±0.03	
	0201 (0603)	0.6±0.03	0.3±0.03	0.3±0.03	L	R	0.15±0.05	
		0.6±0.05 <sup>#2</sup>	0.3±0.05 <sup>#2</sup>	0.3±0.05 <sup>#2</sup>				
		0.6±0.09 <sup>#3</sup>	0.3±0.09 <sup>#3</sup>	0.3±0.09 <sup>#3</sup>				
	0402 (1005)	1.00±0.05	0.50±0.05	0.50±0.05	0.50±0.05	N	R	0.25 +0.05/-0.10
		1.00±0.20	0.50±0.20	0.50±0.20	0.50+0.02/-0.05	Q	R	
		1.00±0.15 <sup>#5</sup>	0.50±0.15 <sup>#5</sup>	0.50±0.15 <sup>#5</sup>	0.5±0.20	E	R	
	0603 (1608)	1.60±0.10	0.80±0.10	0.80±0.10	0.80±0.07	S	R / W	0.40±0.15
		1.60+0.15/-0.10	0.80+0.15/-0.10	0.80±0.10	0.50±0.10	H	R / W	
					0.80±0.10	B	R / W	
					0.80+0.15/-0.10	X	R / W	
	1.60±0.20 <sup>#1</sup>	0.80±0.20 <sup>#1</sup>	0.8±0.20 <sup>#1</sup>					
	0805 (2012)	2.00±0.15	1.25±0.10	1.25±0.10	0.50±0.10	H	R / W	0.50±0.20
					0.60±0.10	A	R / W	
					0.80±0.10	B	R / W	
		1.25±0.10	D	R				
		2.00±0.20	1.25±0.20	1.25±0.20	0.85±0.10	T	R / W	
					1.25±0.20	I	R	
	1206 (3216)	3.20±0.15	1.60±0.15	1.60±0.15	0.80±0.10	B	R / W	0.60±0.20
0.95±0.10					C	R		
1.25±0.10					D	R		
3.20±0.20		1.60±0.20	1.60±0.20	1.15±0.15	J	R		
				0.85±0.10	T	R		
				1.60±0.20	G	R / W		
3.20+0.30/-0.1	1.60+0.30/-0.10	1.60+0.30/-0.10	1.60+0.30/-0.10	P	R			
3.30+0.30/-0.1 <sup>#4</sup>								
1210 (3225)	3.20±0.30	2.50±0.20	2.50±0.20	0.95±0.10	C	R	0.75±0.25	
				0.85±0.10	T	R		
				1.25±0.10	D	R		
	3.20±0.40	2.50±0.30	2.50±0.30	1.60±0.20	G	R		
				2.00±0.20	K	R		
2.50±0.30	M	R						
1808 (4520)	4.50±0.40	2.03±0.25	2.03±0.25	1.25±0.10	D	R	0.75±0.25	
				1.40±0.15	F	R		
				1.60±0.20	G	R		
				2.00±0.20	K	R		
1812 (4532)	4.50±0.40	3.20±0.30	3.20±0.30	1.25±0.10	D	R	0.75±0.25	
				1.60±0.20	G	R		
	3.20±0.40	3.20±0.40	3.20±0.40	2.00±0.20	K	R		
				2.50±0.30	M	R		
				2.80±0.30	U	R		

\* R = Reflow soldering process ; W = Wave soldering process.

#1: For 0603/Cap ≥ 10µF or 0603(≤6.3V)/Cap ≥ 4.7µF or 0603(≥10V)/Cap > 1µF products, Excluding 0603X225(16V&25V),0603S225(6.3V&16V),0603X475(6.3V&16V),0603S475(4V&6.3V).

#2: For 0201/ 0.1µF < Cap < 0.68µF products, Excluding 0201X334~474(≤6.3V) & 0201X224(≤10V).

#3: For 0201X334~474(16V&25V), 0201/Cap ≥ 0.68µF products, Excluding 0201X105\*6R3=>(L:0.6±0.05,W:0.3±0.05,T:0.3±0.05).

#4: For 1206(100V)/Cap ≥ 1.2µF products.

#5: For 0402X475M6R3CT products.

**6. GENERAL ELECTRICAL DATA**

Dielectric	NP0	X7R	X5R	X6S	X7S
Size	0201, 0402, 0603, 0805, 1206, 1210, 1812				
Capacitance range*	0.1pF to 0.1μF	100pF to 47μF	100pF to 220μF	0.1μF to 100μF	0.1μF to 100μF
Capacitance tolerance**	Cap≤5pF#1: A (±0.05pF), B (±0.1pF), C (±0.25pF) 5pF<Cap<10pF#1: A (±0.05pF), B (±0.1pF), C (±0.25pF), D (±0.5pF) Cap≥10pF: F (±1%), G (±2%), J (±5%), K (±10%)	J (±5%), K (±10%), M (±20%)	K (±10%), M (±20%)	K (±10%), M (±20%)	K (±10%), M (±20%)
Rated voltage (WVDC)	10V, 16V, 25V, 50V, 100V	4V, 6.3V, 10V, 16V, 25V, 35V, 50V, 100V			
Operating temperature	-55 to +125°C		-55 to +85°C	-55 to +105°C	-55 to +125°C
Capacitance characteristic	±30ppm	±15%	±15%	±22%	±22%
Termination	Ni/Sn (lead-free termination)				

#1: NP0, 0.1pF and 5pF<Cap<10pF products need to check with sales if it can supply A (±0.05pF).

\* Measured at the condition of 30~70% related humidity.

NP0: Apply 1.0±0.2Vrms, 1.0MHz±10% for Cap≤1000pF and 1.0±0.2Vrms, 1.0kHz±10% for Cap>1000pF, 25°C at ambient temperature

X7R/X6S/X5R/X7S: Please refer to page 13 "Reliability test conditions and requirements" for detail.

\*\* Preconditioning for Class II MLCC: Perform a heat treatment at 150±10°C for 1 hour and then leave in ambient condition for 24±2 hours before measurement.



Multilayer Ceramic Capacitors

**7. CAPACITANCE RANGE**

**7-1. NPO Dielectric 0201, 0402, 0603, 0805 Sizes**

DIELECTRIC	NPO																				
	SIZE	0201					0402					0603					0805				
	RATED VOLTAGE (VDC)	10	16	25	50	100	10	16	25	50	100	10	16	25	50	100	10	16	25	50	100
0.1pF (0R1)	L	L	L	L	L	N	N	N	N												
0.2pF (0R2)	L	L	L	L	L	N	N	N	N												
0.3pF (0R3)	L	L	L	L	L	N	N	N	N		S	S	S	S							
0.4pF (0R4)	L	L	L	L	L	N	N	N	N		S	S	S	S							
0.5pF (0R5)	L	L	L	L	L	N	N	N	N	N	S	S	S	S	S	A	A	A	A	A	
0.6pF (0R6)	L	L	L	L	L	N	N	N	N	N	S	S	S	S	S	A	A	A	A	A	
0.7pF (0R7)	L	L	L	L	L	N	N	N	N	N	S	S	S	S	S	A	A	A	A	A	
0.8pF (0R8)	L	L	L	L	L	N	N	N	N	N	S	S	S	S	S	A	A	A	A	A	
0.9pF (0R9)	L	L	L	L	L	N	N	N	N	N	S	S	S	S	S	A	A	A	A	A	
1.0pF (1R0)	L	L	L	L	L	N	N	N	N	N	S	S	S	S	S	A	A	A	A	A	
1.2pF (1R2)	L	L	L	L	L	N	N	N	N	N	S	S	S	S	S	A	A	A	A	A	
1.5pF (1R5)	L	L	L	L	L	N	N	N	N	N	S	S	S	S	S	A	A	A	A	A	
1.8pF (1R8)	L	L	L	L	L	N	N	N	N	N	S	S	S	S	S	A	A	A	A	A	
2.0pF (2R0)	L	L	L	L	L	N	N	N	N	N	S	S	S	S	S	A	A	A	A	A	
2.2pF (2R2)	L	L	L	L	L	N	N	N	N	N	S	S	S	S	S	A	A	A	A	A	
2.7pF (2R7)	L	L	L	L	L	N	N	N	N	N	S	S	S	S	S	A	A	A	A	A	
3.0pF (3R0)	L	L	L	L	L	N	N	N	N	N	S	S	S	S	S	A	A	A	A	A	
3.3pF (3R3)	L	L	L	L	L	N	N	N	N	N	S	S	S	S	S	A	A	A	A	A	
3.9pF (3R9)	L	L	L	L	L	N	N	N	N	N	S	S	S	S	S	A	A	A	A	A	
4.0pF (4R0)	L	L	L	L	L	N	N	N	N	N	S	S	S	S	S	A	A	A	A	A	
4.7pF (4R7)	L	L	L	L	L	N	N	N	N	N	S	S	S	S	S	A	A	A	A	A	
5.0pF (5R0)	L	L	L	L	L	N	N	N	N	N	S	S	S	S	S	A	A	A	A	A	
5.6pF (5R6)	L	L	L	L	L	N	N	N	N	N	S	S	S	S	S	A	A	A	A	A	
6.0pF (6R0)	L	L	L	L	L	N	N	N	N	N	S	S	S	S	S	A	A	A	A	A	
6.8pF (6R8)	L	L	L	L	L	N	N	N	N	N	S	S	S	S	S	A	A	A	A	A	
7.0pF (7R0)	L	L	L	L	L	N	N	N	N	N	S	S	S	S	S	A	A	A	A	A	
8.0pF (8R0)	L	L	L	L	L	N	N	N	N	N	S	S	S	S	S	A	A	A	A	A	
8.2pF (8R2)	L	L	L	L	L	N	N	N	N	N	S	S	S	S	S	A	A	A	A	A	
9.0pF (9R0)	L	L	L	L	L	N	N	N	N	N	S	S	S	S	S	A	A	A	A	A	
10pF (100)	L	L	L	L	L	N	N	N	N	N	S	S	S	S	S	A	A	A	A	A	
12pF (120)	L	L	L	L	L	N	N	N	N	N	S	S	S	S	S	A	A	A	A	A	
15pF (150)	L	L	L	L	L	N	N	N	N	N	S	S	S	S	S	A	A	A	A	A	
18pF (180)	L	L	L	L	L	N	N	N	N	N	S	S	S	S	S	A	A	A	A	A	
22pF (220)	L	L	L	L	L	N	N	N	N	N	S	S	S	S	S	A	A	A	A	A	
27pF (270)	L	L	L	L	L	N	N	N	N	N	S	S	S	S	S	A	A	A	A	A	
33pF (330)	L	L	L	L	L	N	N	N	N	N	S	S	S	S	S	A	A	A	A	A	
39pF (390)	L	L	L	L	L	N	N	N	N	N	S	S	S	S	S	A	A	A	A	A	
47pF (470)	L	L	L	L	L	N	N	N	N	N	S	S	S	S	S	A	A	A	A	A	
56pF (560)	L	L	L	L	L	N	N	N	N	N	S	S	S	S	S	A	A	A	A	A	
68pF (680)	L	L	L	L	L	N	N	N	N	N	S	S	S	S	S	A	A	A	A	A	
82pF (820)	L	L	L	L	L	N	N	N	N	N	S	S	S	S	S	A	A	A	A	A	
100pF (101)	L	L	L	L	L	N	N	N	N	N	S	S	S	S	S	A	A	A	A	A	
120pF (121)	L	L	L	L	L	N	N	N	N	N	S	S	S	S	S	A	A	A	A	A	
150pF (151)	L	L	L	L	L	N	N	N	N	N	S	S	S	S	S	A	A	A	A	A	
180pF (181)	L	L	L	L	L	N	N	N	N	N	S	S	S	S	S	A	A	A	A	A	
220pF (221)	L	L	L	L	L	N	N	N	N	N	S	S	S	S	S	A	A	A	A	A	
270pF (271)	L	L	L			N	N	N	N		S	S	S	S	S	A	A	A	A	A	
330pF (331)	L	L	L			N	N	N	N		S	S	S	S	S	A	A	A	A	A	
390pF (391)	L	L	L			N	N	N	N		S	S	S	S	S	B	B	B	B	B	
470pF (471)	L	L	L			N	N	N	N		S	S	S	S	S	B	B	B	B	B	
560pF (561)	L	L	L			N	N	N	N		S	S	S	S	S	B	B	B	B	B	
680pF (681)	L	L	L			N	N	N	N		S	S	S	S	S	B	B	B	B	B	
820pF (821)			L			N	N	N	N		S	S	S	S	S	B	B	B	B	B	
1,000pF (102)			L			N	N	N	N		S	S	S	S	S	B	B	B	B	B	
1,200pF (122)											X	X	X	X	X	B	B	B	B	B	
1,500pF (152)											X	X	X	X	X	B	B	B	B	B	
1,800pF (182)											X	X	X	X	X	B	B	B	B	B	
2,200pF (222)											X	X	X	X	X	B	B	B	B	B	
2,700pF (272)											X	X	X	X	X	D	D	D	D	D	
3,300pF (332)											X	X	X	X	X	D	D	D	D	D	
3,900pF (392)											X	X	X	X	X	D	D	D	D	D	
4,700pF (472)											X	X	X	X	X	D	D	D	D	D	
5,600pF (562)											X	X	X	X	X	D	D	D	D	D	
6,800pF (682)											X	X	X	X	X	D	D	D	D	D	
8,200pF (822)											X	X	X	X	X	D	D	D	D	D	
0.010uF (103)											X	X	X	X	X	D	D	D	D	D	
0.012uF (123)																D	D	D	D	D	
0.015uF (153)																D	D	D	D	D	
0.018uF (183)																D	D	D	D	D	
0.022uF (223)																D	D	D	D	D	

1. The letter in cell is expressed the symbol of product thickness.
2. The letter in cell with " \* " mark is expressed capacitance tolerance "J" (±5%) only.
3. For more information about products with special capacitance or other data, please contact WTC local representative.

Multilayer Ceramic Capacitors

Approval Sheet

7-1. NP0 Dielectric 1206, 1210, 1812 Sizes

DIELECTRIC		NP0													
SIZE		1206					1210					1812			
RATED VOLTAGE (VDC)		10	16	25	50	100	10	16	25	50	100	16	25	50	100
1.0pF (1R0)															
1.2pF (1R2)	B	B	B	B	B										
1.5pF (1R5)	B	B	B	B	B										
1.8pF (1R8)	B	B	B	B	B										
2.2pF (2R2)	B	B	B	B	B										
2.7pF (2R7)	B	B	B	B	B										
3.3pF (3R3)	B	B	B	B	B										
3.9pF (3R9)	B	B	B	B	B										
4.7pF (4R7)	B	B	B	B	B										
5.6pF (5R6)	B	B	B	B	B										
6.8pF (6R8)	B	B	B	B	B										
8.2pF (8R2)	B	B	B	B	B										
10pF (100)	B	B	B	B	B	C	C	C	C	C	D	D	D	D	
12pF (120)	B	B	B	B	B	C	C	C	C	C	D	D	D	D	
15pF (150)	B	B	B	B	B	C	C	C	C	C	D	D	D	D	
18pF (180)	B	B	B	B	B	C	C	C	C	C	D	D	D	D	
22pF (220)	B	B	B	B	B	C	C	C	C	C	D	D	D	D	
27pF (270)	B	B	B	B	B	C	C	C	C	C	D	D	D	D	
33pF (330)	B	B	B	B	B	C	C	C	C	C	D	D	D	D	
39pF (390)	B	B	B	B	B	C	C	C	C	C	D	D	D	D	
47pF (470)	B	B	B	B	B	C	C	C	C	C	D	D	D	D	
56pF (560)	B	B	B	B	B	C	C	C	C	C	D	D	D	D	
68pF (680)	B	B	B	B	B	C	C	C	C	C	D	D	D	D	
82pF (820)	B	B	B	B	B	C	C	C	C	C	D	D	D	D	
100pF (101)	B	B	B	B	B	C	C	C	C	C	D	D	D	D	
120pF (121)	B	B	B	B	B	C	C	C	C	C	D	D	D	D	
150pF (151)	B	B	B	B	B	C	C	C	C	C	D	D	D	D	
180pF (181)	B	B	B	B	B	C	C	C	C	C	D	D	D	D	
220pF (221)	B	B	B	B	B	C	C	C	C	C	D	D	D	D	
270pF (271)	B	B	B	B	B	C	C	C	C	C	D	D	D	D	
330pF (331)	B	B	B	B	B	C	C	C	C	C	D	D	D	D	
390pF (391)	B	B	B	B	B	C	C	C	C	C	D	D	D	D	
470pF (471)	B	B	B	B	B	C	C	C	C	C	D	D	D	D	
560pF (561)	B	B	B	B	B	C	C	C	C	C	D	D	D	D	
680pF (681)	B	B	B	B	B	C	C	C	C	C	D	D	D	D	
820pF (821)	B	B	B	B	B	C	C	C	C	C	D	D	D	D	
1,000pF (102)	B	B	B	B	B	C	C	C	C	C	D	D	D	D	
1,200pF (122)	B	B	B	B	B	C	C	C	C	C	D	D	D	D	
1,500pF (152)	B	B	B	B	B	C	C	C	C	C	D	D	D	D	
1,800pF (182)	B	B	B	B	B	C	C	C	C	C	D	D	D	D	
2,200pF (222)	B	B	B	B	B	C	C	C	C	C	D	D	D	D	
2,700pF (272)	B	B	B	B	B	C	C	C	C	C	D	D	D	D	
3,300pF (332)	B	B	B	B	B	C	C	C	C	C	D	D	D	D	
3,900pF (392)	B	B	B	B	B	C	C	C	C	C	D	D	D	D	
4,700pF (472)	B	B	B	B	B	C	C	C	C	C	D	D	D	D	
5,600pF (562)	B	B	B	B	B	C	C	C	C	C	D	D	D	D	
6,800pF (682)	C	C	C	C	C	C	C	C	C	C	D	D	D	D	
8,200pF (822)	D	D	D	D	D	C	C	C	C	C	D	D	D	D	
0.010μF (103)	D	D	D	D	D	C	C	C	C	C	D	D	D	D	
0.012μF (123)	P	P	P	P	P	D	D	D	D	D	D	D	D	D	
0.015μF (153)	P	P	P	P	P	D	D	D	D	D	D	D	D	D	
0.018μF (183)	P	P	P	P	P	K	K	K	K	K	D	D	D	D	
0.022μF (223)	P	P	P	P	P	K	K	K	K	K	D	D	D	D	
0.027μF (273)	P	P	P	P	P	K	K	K	K	K	D	D	D	D	
0.033μF (333)	P	P	P	P	P	K	K	K	K	K	D	D	D	D	
0.039μF (393)	P	P	P	P		K	K	K	K	K	M	M	M	M	
0.047μF (473)	P	P	P	P		K	K	K	K	K	M	M	M	M	
0.056μF (563)	P	P	P	P							M	M	M	M	
0.068μF (683)	P	P	P	P							M	M	M	M	
0.082μF (823)	P	P	P	P							M	M	M	M	
0.1μF (104)	P	P	P	P	P						M	M	M	M	

1. The letter in cell is expressed the symbol of product thickness.
2. The letter in cell with “\*” mark is expressed capacitance tolerance “J” (±5%) only.
3. For more information about products with special capacitance or other data, please contact WTC local representative.

Multilayer Ceramic Capacitors

7-2. X7R Dielectric 0201, 0402, 0603, 0805 Sizes

DIELECTRIC		X7R																															
SIZE		0201					0402					0603								0805													
RATED VOLTAGE (VDC)		6.3	10	16	25	50	6.3	10	16	25	50	100	6.3	10	16	25	35	50	100	6.3	10	16	25	35	50	100	6.3	10	16	25	35	50	100
Capacitance	100pF (101)			L	L	L			N	N	N	N	N			S	S	S		S	S							B	B	B		B	B
	120pF (121)			L	L	L			N	N	N	N	N			S	S	S		S	S							B	B	B		B	B
	150pF (151)			L	L	L			N	N	N	N	N			S	S	S		S	S							B	B	B		B	B
	180pF (181)			L	L	L			N	N	N	N	N			S	S	S		S	S							B	B	B		B	B
	220pF (221)			L	L	L			N	N	N	N	N			S	S	S		S	S							B	B	B		B	B
	270pF (271)			L	L	L			N	N	N	N	N			S	S	S		S	S							B	B	B		B	B
	330pF (331)			L	L	L			N	N	N	N	N			S	S	S		S	S							B	B	B		B	B
	390pF (391)			L	L	L			N	N	N	N	N			S	S	S		S	S							B	B	B		B	B
	470pF (471)			L	L	L			N	N	N	N	N			S	S	S		S	S							B	B	B		B	B
	560pF (561)			L	L	L			N	N	N	N	N			S	S	S		S	S							B	B	B		B	B
	680pF (681)			L	L	L			N	N	N	N	N			S	S	S		S	S							B	B	B		B	B
	820pF (821)			L	L	L			N	N	N	N	N			S	S	S		S	S							B	B	B		B	B
	1,000pF (102)	L	L	L	L	L		N	N	N	N	N	N			S	S	S		S	S							B	B	B		B	B
	1,200pF (122)	L	L	L	L			N	N	N	N	N	N			S	S	S		S	S							B	B	B		B	B
	1,500pF (152)	L	L	L	L			N	N	N	N	N	N			S	S	S		S	S							B	B	B		B	B
	1,800pF (182)	L	L	L	L			N	N	N	N	N	N			S	S	S		S	S							B	B	B		B	B
	2,200pF (222)	L	L	L	L			N	N	N	N	N	N			S	S	S		S	S							B	B	B		B	B
	2,700pF (272)	L	L	L	L			N	N	N	N	N	N			S	S	S		S	S							B	B	B		B	B
	3,300pF (332)	L	L	L	L			N	N	N	N	N	N			S	S	S		S	S							B	B	B		B	B
	3,900pF (392)	L	L	L	L			N	N	N	N	N	N			S	S	S		S	S							B	B	B		B	B
	4,700pF (472)	L	L	L	L		N	N	N	N	N	N	N			S	S	S		S	S							B	B	B		B	B
	5,600pF (562)	L	L	L	L			N	N	N	N	N	N			S	S	S		S	S							B	B	B		B	B
	6,800pF (682)	L	L	L				N	N	N	N	N	N			S	S	S		S	S							B	B	B		B	B
	8,200pF (822)	L	L	L				N	N	N	N	N	N			S	S	S		S	S							B	B	B		B	B
	0.010μF (103)	L	L	L	L		N	N	N	N	N	N	N			S	S	S		S	S							B	B	B		B	B
	0.012μF (123)							N	N	N	N	N	N			S	S	S		S	X							B	B	B		B	B
	0.015μF (153)							N	N	N	N	N	N			S	S	S		S	X							B	B	B		B	B
	0.018μF (183)							N	N	N	N	N	N			S	S	S		S	X							B	B	B		B	B
	0.022μF (223)		L	L				N	N	N	N	N	N			S	S	S		S	X							B	B	B		B	B
	0.027μF (273)							N	N	N	N	N	N			S	S	S		S	X							B	B	B		B	D
	0.033μF (333)							N	N	N	N	N	N			S	S	S		X	X							B	B	B		B	D
	0.039μF (393)							N	N	N	N	N	N			S	S	S		X	X							B	B	B		B	D
0.047μF (473)							N	N	N	N	N	N			S	S	S		X	X							B	B	B		B	D	
0.056μF (563)							N	N	N	N	E				S	S	S		X	X							B	B	B		B	D	
0.068μF (683)							N	N	N	N	E				S	S	S		X	X							B	B	B		B	D	
0.082μF (823)							N	N	N	N	E				S	S	S		X	X							B	B	B		B	D	
0.10μF (104)						N	N	N	N	N	E				S	S	S		X	X							B	B	B		B	D	
0.12μF (124)															S	S	X										B	B	B		B	I	
0.15μF (154)										N					S	S	X			X							D	D	D		D	I	
0.18μF (184)															S	S	X										D	D	D		D	I	
0.22μF (224)						N	N	N	N						S	S	X			X							D	D	D		D	I	
0.27μF (274)														X	X	X	X										D	D	D		I	I	
0.33μF (334)						N	N							X	X	X	X			X							D	D	D		I	I	
0.39μF (394)														X	X	X	X										D	D	D		I	I	
0.47μF (474)						N	N							X	X	X	X		X	X							D	D	D		I	I	
0.56μF (564)														X	X	X											D	D	D				
0.68μF (684)														X	X	X											D	D	D		I		
0.82μF (824)														X	X	X											D	D	D				
1.0μF (105)						N								X	X	X	X	X	X								D	D	D		I	I	
1.5μF (155)																												I	I	I			
2.2μF (225)														X	X	X											I	I	I		I	I	
3.3μF (335)																																	
4.7μF (475)														X	X												I	I	I				
6.8μF (685)																											I	I	I*				
10μF (106)																											I	I	I*				
22μF (226)																																	

1. The letter in cell is expressed the symbol of product thickness.
2. The letter in cell with “\*” mark is expressed product not in 10% (code “K”) tolerance.

Multilayer Ceramic Capacitors

Approval Sheet

7-2. X7R Dielectric 1206, 1210, 1812 Sizes

DIELECTRIC	X7R																		
	SIZE	1206						1210						1812					
RATED VOLTAGE (VDC)	6.3	10	16	25	35	50	100	6.3	10	16	25	35	50	100	10	16	25	50	100
100pF (101)																			
120pF (121)																			
150pF (151)		B	B	B		B	B												
180pF (181)		B	B	B		B	B												
220pF (221)		B	B	B		B	B												
270pF (271)		B	B	B		B	B												
330pF (331)		B	B	B		B	B												
390pF (391)		B	B	B		B	B												
470pF (471)		B	B	B		B	B												
560pF (561)		B	B	B		B	B												
680pF (681)		B	B	B		B	B												
820pF (821)		B	B	B		B	B												
1,000pF (102)		B	B	B		B	B		C	C	C		C	C	D	D	D	D	D
1,200pF (122)		B	B	B		B	B		C	C	C		C	C	D	D	D	D	D
1,500pF (152)		B	B	B		B	B		C	C	C		C	C	D	D	D	D	D
1,800pF (182)		B	B	B		B	B		C	C	C		C	C	D	D	D	D	D
2,200pF (222)		B	B	B		B	B		C	C	C		C	C	D	D	D	D	D
2,700pF (272)		B	B	B		B	B		C	C	C		C	C	D	D	D	D	D
3,300pF (332)		B	B	B		B	B		C	C	C		C	C	D	D	D	D	D
3,900pF (392)		B	B	B		B	B		C	C	C		C	C	D	D	D	D	D
4,700pF (472)		B	B	B		B	B		C	C	C		C	C	D	D	D	D	D
5,600pF (562)		B	B	B		B	B		C	C	C		C	C	D	D	D	D	D
6,800pF (682)		B	B	B		B	B		C	C	C		C	C	D	D	D	D	D
8,200pF (822)		B	B	B		B	B		C	C	C		C	C	D	D	D	D	D
0.010µF (103)		B	B	B		B	B		C	C	C		C	C	D	D	D	D	D
0.012µF (123)		B	B	B		B	B		C	C	C		C	C	D	D	D	D	D
0.015µF (153)		B	B	B		B	B		C	C	C		C	C	D	D	D	D	D
0.018µF (183)		B	B	B		B	B		C	C	C		C	C	D	D	D	D	D
0.022µF (223)		B	B	B		B	B		C	C	C		C	C	D	D	D	D	D
0.027µF (273)		B	B	B		B	B		C	C	C		C	C	D	D	D	D	D
0.033µF (333)		B	B	B		B	B		C	C	C		C	C	D	D	D	D	D
0.039µF (393)		B	B	B		B	B		C	C	C		C	C	D	D	D	D	D
0.047µF (473)		B	B	B		B	B		C	C	C		C	C	D	D	D	D	D
0.056µF (563)		B	B	B		B	B		C	C	C		C	C	D	D	D	D	D
0.068µF (683)		B	B	B		B	B		C	C	C		C	C	D	D	D	D	D
0.082µF (823)		B	B	B		B	B		C	C	C		C	C	D	D	D	D	D
0.10µF (104)		B	B	B		B	C		C	C	C		C	C	D	D	D	D	D
0.12µF (124)		B	B	B		B	D		C	C	C		C	C	D	D	D	D	D
0.15µF (154)		C	C	C		C	G		C	C	C		C	C	D	D	D	D	D
0.18µF (184)		C	C	C		C	G		C	C	C		C	D	D	D	D	D	D
0.22µF (224)		C	C	C		C	G		C	C	C		C	D	D	D	D	D	D
0.27µF (274)		C	C	C		D	G		C	C	C		C	G	D	D	D	D	D
0.33µF (334)		C	C	C		D	G		C	C	C		D	G	D	D	D	D	D
0.39µF (394)		C	C	J		P	G		C	C	C		D	M	D	D	D	D	D
0.47µF (474)		J	J	J		P	G		C	C	C		D	M	D	D	D	D	K
0.56µF (564)		J	J	J		P	P		D	D	D		D	M	D	D	D	D	K
0.68µF (684)		J	J	J		P	P		D	D	D		D	K	D	D	D	K	K
0.82µF (824)		J	J	J		P	P		D	D	D		D	K	D	D	D	K	K
1.0µF (105)		J	J	J		P	P		D	D	D		D	K	D	D	D	K	K
1.5µF (155)		J	J	J	P	P			G	G		M	M	D	D	D	D	K	K
2.2µF (225)		J	J	J	P	P	P			G	G		M	M	G	G	G	M	M
3.3µF (335)			P	P	P	P				G	G		M		K	K	K	K	
4.7µF (475)		P	P	P	P	P				K	K	K		M	M	M	M	M	
6.8µF (685)															M	M	M	M	
10µF (106)		P	P	P	P	P			K	K	K	M	M		M	M	M	M	
22µF (226)		P	P	P*						M	M	M			M	M	M		
47µF (476)									M	M									
100µF (107)																			

1. The letter in cell is expressed the symbol of product thickness.
2. The letter in cell with “\*” mark is expressed product not in 10% (code “K”) tolerance.

Multilayer Ceramic Capacitors

7-3. X5R Dielectric 0201, 0402, 0603, 0805, 1206, 1210 Sizes

Dielectric		X5R																		
Size		0201					0402						0603							
Rated Voltage (VDC)		6.3	10	16	25	50	4	6.3	10	16	25	50	63	4	6.3	10	16	25	35	50
Capacitance	100pF (101)			L	L	L														
	150pF (151)			L	L	L														
	220pF (221)			L	L	L														
	330pF (331)			L	L	L														
	470pF (471)			L	L	L														
	680pF (681)			L	L	L														
	820pF (821)			L	L	L														
	1,000pF (102)		L	L	L	L														
	1,500pF (152)		L	L	L															
	2,200pF (222)		L	L	L															
	2,700pF (272)		L	L	L															
	3,300pF (332)		L	L	L															
	4,700pF (472)		L	L	L															
	6,800pF (682)		L	L	L															
	0.010µF (103)	L	L	L	L	L														
	0.015µF (153)	L	L	L									N							
	0.022µF (223)	L	L	L	L						N	N								
	0.033µF (333)	L	L	L						N			N							
	0.047µF (473)	L	L	L	L			N	N	N			N							
	0.068µF (683)	L	L	L				N	N	N			E							
	0.082µF (823)	L	L	L				N	N	N			E							
	0.10µF (104)	L	L	L	L			N	N	N	N		E							
	0.15µF (154)							N	N	N	N									
	0.22µF (224)	L	L	L	L			N	N	N	N	N	N		X	X	X	X		
	0.33µF (334)	L	L	L	L			N	N	N	N				X	X	X	X		
	0.47µF (474)	L	L	L	L			N	N	N	N	E			X	X	X	X		X
	0.68µF (684)							N	N						X	X	X	X		
	0.82µF (824)														X	X	X	X		
	1.0µF (105)	L	L*	L*				N	N	N	N	E			X	X	X	X	X	X
	1.5µF (155)														X	X				
2.2µF (225)	L*	L*					N	N	E	E				X	X	X	X		X	
3.3µF (335)														X	X					
4.7µF (475)							E	E	E*					X	X	X	X			
6.8µF (685)																				
10µF (106)							E*	E*	E*					X	X	X	X	X		
22µF (226)							E*	E*						X*	X*	X*				
47µF (476)														X*	X*					

Dielectric		X5R																			
Size		0805					1206						1210								
Rated Voltage (VDC)		4	6.3	10	16	25	50	4	6.3	10	16	25	50	4	6.3	10	16	25	35	50	
Capacitance	1.0µF (105)			D	D	D	I							P							
	1.5µF (155)		I	I	I	I				J	J	P	P			K	K				
	2.2µF (225)		I	I	I	I				J	J	P	P			K	K				
	3.3µF (335)		I	I	I	I				P	P	P	P								
	4.7µF (475)		I	I	I	I			P	P	P	P	P			K	K	K			
	6.8µF (685)								P	P											
	10µF (106)		I	I	I	I			P	P	P	P	P		K	K	K	K	M	M	
	22µF (226)		I	I*	I*	I*			P	P	P	P			M	M	M	M	M		
	47µF (476)	I*	I*	I*					P*	P*	P*				M	M	M	M*			
	100µF (107)	I*	I*						P						M*	M*	M*				
220µF (227)							P*	P*						M*	M*						

1. The letter in cell is expressed the symbol of product thickness.
2. The letter in cell with “\*” mark is expressed product not in 10% (code “K”) tolerance.

Multilayer Ceramic Capacitors

7-5. X6S Dielectric 0201, 0402, 0603, 0805, 1206, 1210 Sizes

Dielectric		X6S																													
Size		0201					0402					0603					0805					1206					1210				
Rated Voltage (VDC)		4	6.3	10	16	25	6.3	10	16	25	4	6.3	10	16	25	4	6.3	10	16	25	50	6.3	10	16	25	50	6.3	10	16	25	50
Capacitance	1,000pF (102)																														
	1,500pF (152)																														
	2,200pF (222)			L					N																						
	2,700pF (272)																														
	3,300pF (332)																														
	4,700pF (472)			L																											
	6,800pF (682)																														
	8,200pF (822)																														
	0.010μF (103)																														
	0.015μF (153)	L	L	L					N																						
	0.022μF (223)	L	L	L																											
	0.033μF (333)	L	L	L																											
	0.047μF (473)	L	L	L																											
	0.068μF (683)	L	L	L																											
	0.082μF (823)	L	L	L																											
	0.10μF (104)	L	L	L	L	L	N																								
	0.15μF (154)																														
	0.22μF (224)		L	L*			N																								
	0.33μF (334)						N																								
	0.47μF (474)	L					N																								
0.68μF (684)																															
1.0μF (105)	L*	L*				N	N	N	E																						
1.5μF (155)																															
2.2μF (225)						E	E	E		X	X	X	X								I										
3.3μF (335)																															
4.7μF (475)						E	E			X	X	X	X	X							I	I									
6.8uF (685)																															
10μF (106)						E*				X*	X*	X*	X*		I	I	I	I							P						
22μF (226)										X*	X*				I*	I*	I*					P	P*	P					M		
47μF (476)															I*	I*						P						M	M	M	
100μF (107)															I													M*	M*		

1. The letter in cell is expressed the symbol of product thickness.
2. The letter in cell with “ \* ” mark is expressed product not in 10% (code “K”) tolerance.

7-6. X7S Dielectric 0402, 0603, 0805, 1206, 1210 Sizes

Dielectric		X7S																												
Size		0201			0402			0603				0805				1206				1210										
Rated Voltage (VDC)		6.3	10V		6.3	10	16	10	16	25	100	10	16	25	50	100	6.3	10	16	25	100	6.3	10	16	25	100				
Capacitance	0.1μF (104)	L	L																											
	1.0μF (105)				E				X							I														
	1.5μF (155)																													
	2.2μF (225)				E	E				X															P					
	3.3μF (335)																													
	4.7μF (475)						X	X	X							I														M
	6.8uF (685)																													
	10μF (106)															I	I													
	22μF (226)																								P*					
	47μF (476)																							P*						
100μF (107)																												M*		

1. The letter in cell is expressed the symbol of product thickness.
2. The letter in cell with “ \* ” mark is expressed product not in 10% (code “K”) tolerance.

**8. PACKAGING STYLE AND QUANTITY**

Size	Thickness (mm)/Symbol		Paper tape		Plastic tape	
			7" reel	13" reel	7" reel	13" reel
0201 (0603)	0.30±0.03	L	15,000	70,000	-	-
	0.30±0.05	L	15,000	50,000	-	-
	0.30±0.09	L	15,000	50,000	-	-
0402 (1005)	0.50±0.05	N	10,000	50,000	-	-
	0.50+0.02/-0.05	Q	10,000	50,000	-	-
	0.50±0.20	E	10,000	40,000	-	-
0603 (1608)	0.50±0.10	H	4,000	20,000	-	-
	0.80±0.07	S	4,000	15,000	-	-
	0.80±0.10	B	4,000	15,000	-	-
	0.80+0.15/-0.10	X	4,000	15,000	-	-
0805 (2012)	0.80±0.20	X	4,000	15,000	-	-
	0.50±0.10	H	4,000	15,000	-	-
	0.60±0.10	A	4,000	15,000	-	-
	0.80±0.10	B	4,000	15,000	-	-
	0.85±0.10	T	4,000	15,000	-	-
1206 (3216)	1.25±0.10	D	-	-	3,000	10,000
	1.25±0.20	I	-	-	3,000	10,000
	0.80±0.10	B	4,000	15,000	-	-
	0.85±0.10	T	4,000	15,000	-	-
	0.95±0.10	C	-	-	3,000	10,000
	1.15±0.15	J	-	-	3,000	10,000
	1.25±0.10	D	-	-	3,000	10,000
1210 (3225)	1.60±0.20	G	-	-	2,000	10,000
	1.60+0.30/-0.10	P	-	-	2,000	9,000
	0.85±0.10	T	-	-	3,000	10,000
	0.95±0.10	C	-	-	3,000	10,000
1808 (4520)	1.25±0.10	D	-	-	3,000	10,000
	1.40±0.15	F	-	-	2,000	10,000
	1.60±0.20	G	-	-	2,000	8,000
	2.00±0.20	K	-	-	1,000	6,000
	2.50±0.30	M	-	-	1,000	6,000
1812 (4532)	1.25±0.10	D	-	-	2,000	10,000
	1.60±0.20	G	-	-	2,000	8,000
	2.00±0.20	K	-	-	1,000	6,000
	2.50±0.30	M	-	-	1,000	6,000
1812 (4532)	2.80±0.30	U	-	-	1,000	5,000
	1.60±0.20	G	-	-	1,000	3,000
	2.00±0.20	K	-	-	1,000	3,000
	2.50±0.30	M	-	-	500	3,000
	2.80±0.30	U	-	-	500	1,500

Unit: pieces

Multilayer Ceramic Capacitors

9. RELIABILITY TEST CONDITIONS AND REQUIREMENTS

No.	Item	Test Condition	Requirements																																								
1.	Visual and Mechanical	---	* No remarkable defect. * Dimensions to conform to individual specification sheet.																																								
2.	Capacitance	*Test temp.: Room Temperature. *Class I: (NP0) ≤1000pF, 1.0±0.2Vrms · 1MHz±10% > 1000pF, 1.0±0.2Vrms · 1KHz±10% Class II: (X7R, X7E, X6S, X5R, X7S) C≤10μF, 1.0±0.2Vrms · 1KHz±10% ** C > 10μF, 0.5±0.2Vrms · 120Hz±20%	* Shall not exceed the limits given in the detailed spec. NP0: Cap≥30pF, Q≥1000; Cap<30pF, Q≥400+20C X7R:																																								
3.	Q/ D.F. (Dissipation Factor)	** Test condition: 0.5±0.2Vrms · 1KHz±10% X7R: 0603/475(6.3V) X5R#1: 0201≥224 (6.3V,10V,16V), 0402≥475 (6.3V,16V), 0402≥225(10V), 0603=106 (6.3V) TT18X≥475(10V) , TT15X series X6S: 0201/474(4V),0201>104 (6.3V,10V), 0402≥225 (6.3V), 0402/475 (10V), 0603/106 (6.3V), X7S: 0402/225(6.3V)  #1 Excluding X5R/0201/105(6.3V);225(10V);224(16V), 0402X475M6R3, 0402X106M100 (1.0±0.2Vrms · 1KHz±10%)  *Before initial measurement (Class II only): To apply de-aging at 150°C for 1hr then set for 24±2 hrs at room temp.	NP0: X7R: <table border="1"> <thead> <tr> <th>Rated vol.</th> <th>D.F.≤</th> <th>Exception of D.F. ≤</th> </tr> </thead> <tbody> <tr> <td rowspan="4">≥100V</td> <td rowspan="4">≤2.5%</td> <td>≤3% 1206 ≥0.47μF</td> </tr> <tr> <td>≤3.5% 1812 ≥4.7μF;1825≥4.7μF;2220≥4.7μF;2225≥4.7μF</td> </tr> <tr> <td>≤5% 0603 ≥0.068μF; 0805 &gt;0.1μF; 1206 ≥1μF; 1210 ≥2.2μF;</td> </tr> <tr> <td>≤10% 0805 &gt;0.22μF; 1210 ≥3.3μF</td> </tr> <tr> <td rowspan="4">50V</td> <td rowspan="4">≤2.5%</td> <td>≤3% 0201(50V); 0603 ≥0.047μF; 0805 ≥0.18μF; 1206 ≥0.47μF</td> </tr> <tr> <td>≤3.5% 1812 ≥4.7μF;1825≥4.7μF;2220≥4.7μF;2225≥4.7μF</td> </tr> <tr> <td>≤5% 0201 ≥0.01μF; 0402≥0.012μF; 1210 ≥3.3μF</td> </tr> <tr> <td>≤10% 0402&gt;0.047μF; 0603&gt;0.1μF; 0805/X7R&gt;0.47μF; 1206 ≥2.2μF; 1210 ≥10μF</td> </tr> <tr> <td rowspan="2">35V</td> <td rowspan="2">≤3.5%</td> <td>≤10% 0603 ≥1μF(0603B=0.47μF); 0805≥2.2μF; 1206 ≥2.2μF; 1210 ≥10μF</td> </tr> <tr> <td>≤5% 0201 ≥0.01μF; 0805 ≥1μF; 1210 ≥10μF</td> </tr> <tr> <td rowspan="3">25V</td> <td rowspan="3">≤3.5%</td> <td>≤7% 0603 ≥0.33μF</td> </tr> <tr> <td>≤10% 0201 ≥0.1μF; 0402 ≥0.056μF; 0603 ≥0.47μF; 0805 ≥2.2μF; 1206 ≥4.7μF; 1210 ≥22μF</td> </tr> <tr> <td>≤12.5% 0402 ≥0.33μF</td> </tr> <tr> <td rowspan="3">16V</td> <td rowspan="3">≤3.5%</td> <td>≤5% 0201 ≥0.01μF; 0402 ≥0.033μF; 0603 ≥0.15μF; 0805 ≥0.68μF; 1206 ≥2.2μF; 1210 ≥4.7μF</td> </tr> <tr> <td>≤10% 0201/X7R ≥0.022μF; 0402 ≥0.15μF; 0603&gt;0.47μF; 0805 ≥2.2μF; 1206 ≥4.7μF; 1210 ≥22μF</td> </tr> <tr> <td>≤15% 0201 ≥0.012μF; 0402 ≥0.15μF; 0603 ≥0.33μF; 0805 ≥2.2μF; 1206 ≥2.2μF; 1210 ≥22μF</td> </tr> <tr> <td rowspan="2">10V</td> <td rowspan="2">≤5%</td> <td>≤10% 0201 ≥0.1μF; 0402 ≥1μF</td> </tr> <tr> <td>≤15% 0201 ≥0.1μF; 0402 ≥1μF; 0603 ≥10μF; 0805 ≥4.7μF; 1206 ≥47μF; 1210 ≥100μF</td> </tr> <tr> <td rowspan="2">6.3V</td> <td rowspan="2">≤10%</td> <td>≤15% 0201 ≥0.1μF; 0402 ≥1μF; 0603 ≥10μF; 0805 ≥4.7μF; 1206 ≥47μF; 1210 ≥100μF</td> </tr> <tr> <td>≤20% 0402 ≥2.2μF</td> </tr> <tr> <td>4V</td> <td>≤15%</td> <td>---</td> </tr> </tbody> </table>	Rated vol.	D.F.≤	Exception of D.F. ≤	≥100V	≤2.5%	≤3% 1206 ≥0.47μF	≤3.5% 1812 ≥4.7μF;1825≥4.7μF;2220≥4.7μF;2225≥4.7μF	≤5% 0603 ≥0.068μF; 0805 >0.1μF; 1206 ≥1μF; 1210 ≥2.2μF;	≤10% 0805 >0.22μF; 1210 ≥3.3μF	50V	≤2.5%	≤3% 0201(50V); 0603 ≥0.047μF; 0805 ≥0.18μF; 1206 ≥0.47μF	≤3.5% 1812 ≥4.7μF;1825≥4.7μF;2220≥4.7μF;2225≥4.7μF	≤5% 0201 ≥0.01μF; 0402≥0.012μF; 1210 ≥3.3μF	≤10% 0402>0.047μF; 0603>0.1μF; 0805/X7R>0.47μF; 1206 ≥2.2μF; 1210 ≥10μF	35V	≤3.5%	≤10% 0603 ≥1μF(0603B=0.47μF); 0805≥2.2μF; 1206 ≥2.2μF; 1210 ≥10μF	≤5% 0201 ≥0.01μF; 0805 ≥1μF; 1210 ≥10μF	25V	≤3.5%	≤7% 0603 ≥0.33μF	≤10% 0201 ≥0.1μF; 0402 ≥0.056μF; 0603 ≥0.47μF; 0805 ≥2.2μF; 1206 ≥4.7μF; 1210 ≥22μF	≤12.5% 0402 ≥0.33μF	16V	≤3.5%	≤5% 0201 ≥0.01μF; 0402 ≥0.033μF; 0603 ≥0.15μF; 0805 ≥0.68μF; 1206 ≥2.2μF; 1210 ≥4.7μF	≤10% 0201/X7R ≥0.022μF; 0402 ≥0.15μF; 0603>0.47μF; 0805 ≥2.2μF; 1206 ≥4.7μF; 1210 ≥22μF	≤15% 0201 ≥0.012μF; 0402 ≥0.15μF; 0603 ≥0.33μF; 0805 ≥2.2μF; 1206 ≥2.2μF; 1210 ≥22μF	10V	≤5%	≤10% 0201 ≥0.1μF; 0402 ≥1μF	≤15% 0201 ≥0.1μF; 0402 ≥1μF; 0603 ≥10μF; 0805 ≥4.7μF; 1206 ≥47μF; 1210 ≥100μF	6.3V	≤10%	≤15% 0201 ≥0.1μF; 0402 ≥1μF; 0603 ≥10μF; 0805 ≥4.7μF; 1206 ≥47μF; 1210 ≥100μF	≤20% 0402 ≥2.2μF	4V	≤15%	---
			Rated vol.	D.F.≤	Exception of D.F. ≤																																						
≥100V	≤2.5%	≤3% 1206 ≥0.47μF																																									
		≤3.5% 1812 ≥4.7μF;1825≥4.7μF;2220≥4.7μF;2225≥4.7μF																																									
		≤5% 0603 ≥0.068μF; 0805 >0.1μF; 1206 ≥1μF; 1210 ≥2.2μF;																																									
		≤10% 0805 >0.22μF; 1210 ≥3.3μF																																									
50V	≤2.5%	≤3% 0201(50V); 0603 ≥0.047μF; 0805 ≥0.18μF; 1206 ≥0.47μF																																									
		≤3.5% 1812 ≥4.7μF;1825≥4.7μF;2220≥4.7μF;2225≥4.7μF																																									
		≤5% 0201 ≥0.01μF; 0402≥0.012μF; 1210 ≥3.3μF																																									
		≤10% 0402>0.047μF; 0603>0.1μF; 0805/X7R>0.47μF; 1206 ≥2.2μF; 1210 ≥10μF																																									
35V	≤3.5%	≤10% 0603 ≥1μF(0603B=0.47μF); 0805≥2.2μF; 1206 ≥2.2μF; 1210 ≥10μF																																									
		≤5% 0201 ≥0.01μF; 0805 ≥1μF; 1210 ≥10μF																																									
25V	≤3.5%	≤7% 0603 ≥0.33μF																																									
		≤10% 0201 ≥0.1μF; 0402 ≥0.056μF; 0603 ≥0.47μF; 0805 ≥2.2μF; 1206 ≥4.7μF; 1210 ≥22μF																																									
		≤12.5% 0402 ≥0.33μF																																									
16V	≤3.5%	≤5% 0201 ≥0.01μF; 0402 ≥0.033μF; 0603 ≥0.15μF; 0805 ≥0.68μF; 1206 ≥2.2μF; 1210 ≥4.7μF																																									
		≤10% 0201/X7R ≥0.022μF; 0402 ≥0.15μF; 0603>0.47μF; 0805 ≥2.2μF; 1206 ≥4.7μF; 1210 ≥22μF																																									
		≤15% 0201 ≥0.012μF; 0402 ≥0.15μF; 0603 ≥0.33μF; 0805 ≥2.2μF; 1206 ≥2.2μF; 1210 ≥22μF																																									
10V	≤5%	≤10% 0201 ≥0.1μF; 0402 ≥1μF																																									
		≤15% 0201 ≥0.1μF; 0402 ≥1μF; 0603 ≥10μF; 0805 ≥4.7μF; 1206 ≥47μF; 1210 ≥100μF																																									
6.3V	≤10%	≤15% 0201 ≥0.1μF; 0402 ≥1μF; 0603 ≥10μF; 0805 ≥4.7μF; 1206 ≥47μF; 1210 ≥100μF																																									
		≤20% 0402 ≥2.2μF																																									
4V	≤15%	---																																									
		X5R: <table border="1"> <thead> <tr> <th>Rated vol.</th> <th>D.F.≤</th> <th>Exception of D.F. ≤</th> </tr> </thead> <tbody> <tr> <td rowspan="3">≥100V</td> <td rowspan="3">≤2.5%</td> <td>≤3% 1206 ≥0.47μF</td> </tr> <tr> <td>≤5% 0603 ≥0.068μF; 0805 &gt;0.1μF; 1206 ≥1μF; 1210 ≥2.2μF</td> </tr> <tr> <td>≤10% 0805 &gt;0.22μF; 1210 ≥3.3μF</td> </tr> <tr> <td rowspan="4">50V</td> <td rowspan="4">≤2.5%</td> <td>≤3% 0201(50V); 0603 ≥0.047μF; 0805 ≥0.18μF; 1206 ≥0.47μF</td> </tr> <tr> <td>≤5% 0201 ≥0.01μF; 0402 ≥0.012μF; 1210 ≥3.3μF</td> </tr> <tr> <td>≤10% 0402 ≥0.047μF; 0603&gt;0.1μF; 0805 ≥1μF; 1206 ≥2.2μF; 1210 ≥10μF</td> </tr> <tr> <td>≤12.5% 1206=10μF</td> </tr> <tr> <td rowspan="2">35V</td> <td rowspan="2">≤3.5%</td> <td>≤10% 0603 ≥1μF; 0805≥2.2μF; 1206 ≥2.2μF; 1210 ≥10μF</td> </tr> <tr> <td>≤5% 0201=0.01μF; 0805 ≥1μF</td> </tr> <tr> <td rowspan="4">25V</td> <td rowspan="4">≤3.5%</td> <td>≤7% 0603 ≥0.33μF</td> </tr> <tr> <td>≤10% 0201&gt;0.01μF; 0402 ≥0.10μF; 0603 ≥0.47μF; 0805 ≥2.2μF; 1206 ≥4.7μF; 1210 ≥10μF</td> </tr> <tr> <td>≤12.5% 0402 ≥0.33μF;0805=10μF</td> </tr> <tr> <td>≤5% 0201=0.01μF; 0402 ≥0.033μF; 0603 ≥0.15μF; 0805 ≥0.68μF; 1206 ≥2.2μF; 1210 ≥4.7μF</td> </tr> <tr> <td rowspan="3">16V</td> <td rowspan="3">≤3.5%</td> <td>≤10% 0201&gt;0.01μF; 0402 ≥0.22μF; 0603&gt;0.47μF; 0805 ≥2.2μF; 1206 ≥4.7μF; 1210 ≥22μF</td> </tr> <tr> <td>≤12.5% 0402 ≥1μF;0805=10μF</td> </tr> <tr> <td>≤15% 0201 ≥0.012μF; 0402 ≥0.22μF; 0603 ≥0.33μF; 0805 ≥2.2μF; 1206 ≥2.2μF; 1210 ≥22μF; 01R5/X5R</td> </tr> <tr> <td rowspan="2">10V</td> <td rowspan="2">≤5%</td> <td>≤12.5% 0805=10μF</td> </tr> <tr> <td>≤15% 0201&gt;0.1μF; 0402 ≥1μF; 0603 ≥10μF</td> </tr> <tr> <td rowspan="2">6.3V</td> <td rowspan="2">≤10%</td> <td>≤15% 0201&gt;0.1μF; 0402 ≥1μF; 0603 ≥10μF; 0805 ≥4.7μF; 1206 ≥47μF; 1210 ≥100μF</td> </tr> <tr> <td>≤20% 0402 ≥2.2μF</td> </tr> <tr> <td>4V</td> <td>≤15%</td> <td>---</td> </tr> </tbody> </table>	Rated vol.	D.F.≤	Exception of D.F. ≤	≥100V	≤2.5%	≤3% 1206 ≥0.47μF	≤5% 0603 ≥0.068μF; 0805 >0.1μF; 1206 ≥1μF; 1210 ≥2.2μF	≤10% 0805 >0.22μF; 1210 ≥3.3μF	50V	≤2.5%	≤3% 0201(50V); 0603 ≥0.047μF; 0805 ≥0.18μF; 1206 ≥0.47μF	≤5% 0201 ≥0.01μF; 0402 ≥0.012μF; 1210 ≥3.3μF	≤10% 0402 ≥0.047μF; 0603>0.1μF; 0805 ≥1μF; 1206 ≥2.2μF; 1210 ≥10μF	≤12.5% 1206=10μF	35V	≤3.5%	≤10% 0603 ≥1μF; 0805≥2.2μF; 1206 ≥2.2μF; 1210 ≥10μF	≤5% 0201=0.01μF; 0805 ≥1μF	25V	≤3.5%	≤7% 0603 ≥0.33μF	≤10% 0201>0.01μF; 0402 ≥0.10μF; 0603 ≥0.47μF; 0805 ≥2.2μF; 1206 ≥4.7μF; 1210 ≥10μF	≤12.5% 0402 ≥0.33μF;0805=10μF	≤5% 0201=0.01μF; 0402 ≥0.033μF; 0603 ≥0.15μF; 0805 ≥0.68μF; 1206 ≥2.2μF; 1210 ≥4.7μF	16V	≤3.5%	≤10% 0201>0.01μF; 0402 ≥0.22μF; 0603>0.47μF; 0805 ≥2.2μF; 1206 ≥4.7μF; 1210 ≥22μF	≤12.5% 0402 ≥1μF;0805=10μF	≤15% 0201 ≥0.012μF; 0402 ≥0.22μF; 0603 ≥0.33μF; 0805 ≥2.2μF; 1206 ≥2.2μF; 1210 ≥22μF; 01R5/X5R	10V	≤5%	≤12.5% 0805=10μF	≤15% 0201>0.1μF; 0402 ≥1μF; 0603 ≥10μF	6.3V	≤10%	≤15% 0201>0.1μF; 0402 ≥1μF; 0603 ≥10μF; 0805 ≥4.7μF; 1206 ≥47μF; 1210 ≥100μF	≤20% 0402 ≥2.2μF	4V	≤15%	---	
Rated vol.	D.F.≤	Exception of D.F. ≤																																									
≥100V	≤2.5%	≤3% 1206 ≥0.47μF																																									
		≤5% 0603 ≥0.068μF; 0805 >0.1μF; 1206 ≥1μF; 1210 ≥2.2μF																																									
		≤10% 0805 >0.22μF; 1210 ≥3.3μF																																									
50V	≤2.5%	≤3% 0201(50V); 0603 ≥0.047μF; 0805 ≥0.18μF; 1206 ≥0.47μF																																									
		≤5% 0201 ≥0.01μF; 0402 ≥0.012μF; 1210 ≥3.3μF																																									
		≤10% 0402 ≥0.047μF; 0603>0.1μF; 0805 ≥1μF; 1206 ≥2.2μF; 1210 ≥10μF																																									
		≤12.5% 1206=10μF																																									
35V	≤3.5%	≤10% 0603 ≥1μF; 0805≥2.2μF; 1206 ≥2.2μF; 1210 ≥10μF																																									
		≤5% 0201=0.01μF; 0805 ≥1μF																																									
25V	≤3.5%	≤7% 0603 ≥0.33μF																																									
		≤10% 0201>0.01μF; 0402 ≥0.10μF; 0603 ≥0.47μF; 0805 ≥2.2μF; 1206 ≥4.7μF; 1210 ≥10μF																																									
		≤12.5% 0402 ≥0.33μF;0805=10μF																																									
		≤5% 0201=0.01μF; 0402 ≥0.033μF; 0603 ≥0.15μF; 0805 ≥0.68μF; 1206 ≥2.2μF; 1210 ≥4.7μF																																									
16V	≤3.5%	≤10% 0201>0.01μF; 0402 ≥0.22μF; 0603>0.47μF; 0805 ≥2.2μF; 1206 ≥4.7μF; 1210 ≥22μF																																									
		≤12.5% 0402 ≥1μF;0805=10μF																																									
		≤15% 0201 ≥0.012μF; 0402 ≥0.22μF; 0603 ≥0.33μF; 0805 ≥2.2μF; 1206 ≥2.2μF; 1210 ≥22μF; 01R5/X5R																																									
10V	≤5%	≤12.5% 0805=10μF																																									
		≤15% 0201>0.1μF; 0402 ≥1μF; 0603 ≥10μF																																									
6.3V	≤10%	≤15% 0201>0.1μF; 0402 ≥1μF; 0603 ≥10μF; 0805 ≥4.7μF; 1206 ≥47μF; 1210 ≥100μF																																									
		≤20% 0402 ≥2.2μF																																									
4V	≤15%	---																																									

\* "Room condition" Temperature: 15 to 35°C, Relative humidity: 25 to 75%, Atmospheric pressure: 86 to 106kPa.

Multilayer Ceramic Capacitors

No.	Item	Test Condition	Requirements			
4.	Dielectric Strength	* To apply voltage ( $\leq 100V$ ) 250%. * Duration: 1 to 5 sec. * Charge and discharge current less than 50mA.	* No evidence of damage or flash over during test.			
				Q/ D.F. (Dissipation Factor)		
				X6S:		
				Rated vol.	D.F. $\leq$	Exception of D.F. $\leq$
				$\geq 100V$	$\leq 2.5\%$	$\leq 3\%$ 1206 $\geq 0.47\mu F$ $\leq 5\%$ 0603 $\geq 0.068\mu F$ ; 0805 $> 0.1\mu F$ ; 1206 $\geq 1\mu F$ ; 1210 $\geq 2.2\mu F$ $\leq 10\%$ 0805 $> 0.22\mu F$ ; 1210 $\geq 3.3\mu F$
				50V	$\leq 2.5\%$	$\leq 3\%$ 0201(50V); 0603 $\geq 0.047\mu F$ ; 0805 $\geq 0.18\mu F$ ; 1206 $\geq 0.47\mu F$
						$\leq 5\%$ 0201 $\geq 0.01\mu F$ ; 1210 $\geq 3.3\mu F$
						$\leq 10\%$ 0402 $\geq 0.012\mu F$ ; 0603 $> 0.1\mu F$ ; 0805 $\geq 1\mu F$ ; 1206 $\geq 2.2\mu F$ ; 1210 $\geq 10\mu F$
				35V	$\leq 3.5\%$	$\leq 10\%$ 0603 $\geq 1\mu F$ ; 0805 $\geq 2.2\mu F$ ; 1206 $\geq 2.2\mu F$ ; 1210 $\geq 10\mu F$
				25V	$\leq 3.5\%$	$\leq 5\%$ 0201 $\geq 0.01\mu F$ ; 0805 $\geq 1\mu F$ ; 1210 $\geq 10\mu F$
						$\leq 7\%$ 0603 $\geq 0.33\mu F$
						$\leq 10\%$ 0201 $\geq 0.1\mu F$ ; 0402 $\geq 0.10\mu F$ ; 0603 $\geq 0.47\mu F$ ; 0805 $\geq 2.2\mu F$ ; 1206 $\geq 4.7\mu F$ ; 1210 $\geq 22\mu F$
				16V	$\leq 3.5\%$	$\leq 12.5\%$ 0402 $\geq 0.33\mu F$ ; 0805 $\geq 10\mu F$
						$\leq 5\%$ 0201 $\geq 0.01\mu F$ ; 0402 $\geq 0.033\mu F$ ; 0603 $\geq 0.15\mu F$ ; 0805 $\geq 0.68\mu F$ ; 1206 $\geq 2.2\mu F$ ; 1210 $\geq 4.7\mu F$
						$\leq 10\%$ 0201 $\geq 0.1\mu F$ ; 0402 $\geq 0.22\mu F$ ; 0603 $> 0.47\mu F$ ; 0805 $\geq 2.2\mu F$ ; 1206 $\geq 4.7\mu F$ ; 1210 $\geq 22\mu F$
				10V	$\leq 5\%$	$\leq 12.5\%$ 0402 $\geq 1\mu F$ ; 0805 $\geq 10\mu F$
						$\leq 15\%$ 0201 $\geq 0.1\mu F$ ; 0402 $\geq 1\mu F$
						$\leq 10\%$ 0201 $\geq 0.012\mu F$ ; 0402 $\geq 0.22\mu F$ ; 0603 $\geq 0.33\mu F$ ; 0805 $\geq 2.2\mu F$ ; 1206 $\geq 2.2\mu F$ ; 1210 $\geq 22\mu F$
				6.3V	$\leq 10\%$	$\leq 15\%$ 0201 $\geq 0.1\mu F$ ; 0402 $\geq 0.47\mu F$ ; 0603 $\geq 10\mu F$ ; 0805 $\geq 4.7\mu F$ ; 1206 $\geq 47\mu F$ ; 1210 $\geq 100\mu F$
				4V	$\leq 15\%$	$\leq 20\%$ 0402 $\geq 2.2\mu F$
				X7S:		
				Rated vol.	D.F. $\leq$	Exception of D.F. $\leq$
				$\geq 100V$	$\leq 2.5\%$	$\leq 3\%$ 1206 $\geq 0.47\mu F$ $\leq 5\%$ 0603 $\geq 0.068\mu F$ ; 0805 $> 0.1\mu F$ ; 1206 $\geq 1\mu F$ ; 1210 $\geq 2.2\mu F$ $\leq 10\%$ 0805 $> 0.22\mu F$ ; 1210 $\geq 3.3\mu F$
				50V	$\leq 2.5\%$	$\leq 3\%$ 0201(50V); 0603 $\geq 0.047\mu F$ ; 0805 $\geq 0.18\mu F$ ; 1206 $\geq 0.47\mu F$
						$\leq 5\%$ 0201 $\geq 0.01\mu F$ ; 1210 $\geq 3.3\mu F$
						$\leq 10\%$ 0402 $\geq 0.012\mu F$ ; 0603 $> 0.1\mu F$ ; 0805 $\geq 1\mu F$ ; 1206 $\geq 2.2\mu F$ ; 1210 $\geq 10\mu F$
				35V	$\leq 3.5\%$	$\leq 10\%$ 0603 $\geq 1\mu F$ ; 0805 $\geq 2.2\mu F$ ; 1206 $\geq 2.2\mu F$ ; 1210 $\geq 10\mu F$
				25V	$\leq 3.5\%$	$\leq 5\%$ 0201 $\geq 0.01\mu F$ ; 0805 $\geq 1\mu F$ ; 1210 $\geq 10\mu F$
$\leq 7\%$ 0603 $\geq 0.33\mu F$						
$\leq 10\%$ 0201 $\geq 0.1\mu F$ ; 0402 $\geq 0.10\mu F$ ; 0603 $\geq 0.47\mu F$ ; 0805 $\geq 2.2\mu F$ ; 1206 $\geq 4.7\mu F$ ; 1210 $\geq 22\mu F$						
16V	$\leq 3.5\%$	$\leq 12.5\%$ 0402 $\geq 0.33\mu F$				
		$\leq 5\%$ 0201 $\geq 0.01\mu F$ ; 0402 $\geq 0.033\mu F$ ; 0603 $\geq 0.15\mu F$ ; 0805 $\geq 0.68\mu F$ ; 1206 $\geq 2.2\mu F$ ; 1210 $\geq 4.7\mu F$				
		$\leq 10\%$ 0201 $\geq 0.1\mu F$ ; 0402 $\geq 0.22\mu F$ ; 0603 $> 0.47\mu F$ ; 0805 $\geq 2.2\mu F$ ; 1206 $\geq 4.7\mu F$ ; 1210 $\geq 22\mu F$				
10V	$\leq 5\%$	$\leq 12.5\%$ 0402 $\geq 1\mu F$ ; 0805 $\geq 10\mu F$				
		$\leq 15\%$ 0201 $\geq 0.1\mu F$ ; 0402 $\geq 1\mu F$				
		$\leq 10\%$ 0201 $\geq 0.012\mu F$ ; 0402 $\geq 0.22\mu F$ ; 0603 $\geq 0.33\mu F$ ; 0805 $\geq 2.2\mu F$ ; 1206 $\geq 2.2\mu F$ ; 1210 $\geq 22\mu F$				
6.3V	$\leq 10\%$	$\leq 15\%$ 0201 $\geq 0.1\mu F$ ; 0402 $\geq 0.47\mu F$ ; 0603 $\geq 10\mu F$ ; 0805 $\geq 4.7\mu F$ ; 1206 $\geq 47\mu F$ ; 1210 $\geq 100\mu F$				
4V	$\leq 15\%$	$\leq 20\%$ 0402 $\geq 2.2\mu F$				

\* "Room condition" Temperature: 15 to 35°C, Relative humidity: 25 to 75%, Atmospheric pressure: 86 to 106kPa.

Multilayer Ceramic Capacitors

No	Item	Test Condition	Requirements																								
5.	Insulation Resistance	*Test temp.: Room Temperature. *To apply rated voltage for MAX. 120sec.	10GΩ or RxC≥500Ω-F whichever is smaller. Class II (X7R, X7E, X5R,X6S,X7S,Y5V:)																								
			Rated voltage	Insulation Resistance																							
			100V: All X7R	10GΩ or RxC ≥ 100 Ω-F whichever is smaller.																							
			50V:0402>0.01μF;0603≥1μF;0805≥1μF;1206≥4.7μF;1210≥4.7μF																								
			35V: 0603B=0.47μF;0805≥2.2μF;1206 ≥ 2.2μF;1210 ≥ 10μF																								
			25V:0402≥1μF;0603≥2.2μF;0805≥2.2μF;1206≥10μF;1210≥10μF																								
			16V: 0201≥0.1μF;0402≥0.22μF;0603≥1μF;0805≥2.2μF;1206≥10μF;1210≥47μF																								
			10V:0201≥47nF;0402≥0.47μF;0603≥0.47μF;0805≥2.2μF;1206≥4.7μF;1210≥47μF																								
			6.3V ; 4V ; Size≥1812																								
			Rated voltage		Insulation Resistance																						
			All X6S items, All X7S items		RxC ≥ 50 Ω-F.																						
			100V: 1210≥3.3μF																								
			50V: 0402≥0.1μF; 0603≥2.2μF; 0805≥10μF;1206≥10μF																								
			35V: 0603≥1μF;																								
			25V: 0201≥0.1μF; 0402≥2.2μF;0603≥10μF; 0805≥10μF;1206≥22μF																								
16V: 0603≥10μF; 0402≥1μF; 0201≥0.22μF																											
10V: 0201>0.1μF; 0402≥1μF; 0603≥10μF; 0805≥47μF																											
6.3V:0201≥0.1μF; 0402≥1μF; 0603>4.7μF; 0805≥47μF; 1206≥10μF																											
4V: 0603≥22μF; 0805≥47μF; 1206≥100μF																											
6.	Temperature Coefficient	With no electrical load.	<table border="1"> <thead> <tr> <th>T.C.</th> <th>Operating Temp</th> <th>T.C.</th> <th>Capacitance Change</th> </tr> </thead> <tbody> <tr> <td>NPO</td> <td>-55~125°C at 25°C</td> <td>NPO</td> <td>Within ±30ppm/°C</td> </tr> <tr> <td>X7R</td> <td>-55~125°C at 25°C</td> <td>X7R</td> <td>Within ±15%</td> </tr> <tr> <td>X7S</td> <td>-55 ~ 125°C at 25°C</td> <td>X7S</td> <td>Within ±22%</td> </tr> <tr> <td>X5R</td> <td>-55~ 85°C at 25°C</td> <td>X5R</td> <td>Within ±15%</td> </tr> <tr> <td>X6S</td> <td>-55~105°C at 25°C</td> <td>X6S</td> <td>Within ±22%</td> </tr> </tbody> </table>	T.C.	Operating Temp	T.C.	Capacitance Change	NPO	-55~125°C at 25°C	NPO	Within ±30ppm/°C	X7R	-55~125°C at 25°C	X7R	Within ±15%	X7S	-55 ~ 125°C at 25°C	X7S	Within ±22%	X5R	-55~ 85°C at 25°C	X5R	Within ±15%	X6S	-55~105°C at 25°C	X6S	Within ±22%
			T.C.	Operating Temp	T.C.	Capacitance Change																					
			NPO	-55~125°C at 25°C	NPO	Within ±30ppm/°C																					
			X7R	-55~125°C at 25°C	X7R	Within ±15%																					
			X7S	-55 ~ 125°C at 25°C	X7S	Within ±22%																					
			X5R	-55~ 85°C at 25°C	X5R	Within ±15%																					
			X6S	-55~105°C at 25°C	X6S	Within ±22%																					
			*Before initial measurement (Class II only): To apply de-aging at 150°C for 1hr then set for 24±2 hrs at room temp. * Measurement voltage for Class II:																								
			<table border="1"> <thead> <tr> <th>01005</th> <th>0201</th> </tr> </thead> <tbody> <tr> <td>Cap&lt;0.01μF: 0.5V</td> <td>Cap&lt;0.1μF:1V</td> </tr> <tr> <td>Cap&gt;0.01μF: 0.2V</td> <td>0.1μF≤Cap&lt;1μF: 0.2V*1</td> </tr> <tr> <td></td> <td>Cap≥1μF: 0.1V*</td> </tr> <tr> <td>*0201X104/6.3V~25V: 0.5V 0201X224/10V~25V: 0.5V 0201B104/6.3V~10V: 0.3V 0201S104/6.3V~16V: 0.3V</td> <td>0201S224/6.3V: 0.3V 0201X334/474/6.3V&amp;10V: 0.3V *0201X105/6.3V&amp;10V: 0.3V</td> </tr> </tbody> </table>	01005	0201	Cap<0.01μF: 0.5V	Cap<0.1μF:1V	Cap>0.01μF: 0.2V	0.1μF≤Cap<1μF: 0.2V*1		Cap≥1μF: 0.1V*	*0201X104/6.3V~25V: 0.5V 0201X224/10V~25V: 0.5V 0201B104/6.3V~10V: 0.3V 0201S104/6.3V~16V: 0.3V	0201S224/6.3V: 0.3V 0201X334/474/6.3V&10V: 0.3V *0201X105/6.3V&10V: 0.3V														
			01005	0201																							
			Cap<0.01μF: 0.5V	Cap<0.1μF:1V																							
			Cap>0.01μF: 0.2V	0.1μF≤Cap<1μF: 0.2V*1																							
				Cap≥1μF: 0.1V*																							
			*0201X104/6.3V~25V: 0.5V 0201X224/10V~25V: 0.5V 0201B104/6.3V~10V: 0.3V 0201S104/6.3V~16V: 0.3V	0201S224/6.3V: 0.3V 0201X334/474/6.3V&10V: 0.3V *0201X105/6.3V&10V: 0.3V																							
			<table border="1"> <thead> <tr> <th>0402</th> <th>0603</th> </tr> </thead> <tbody> <tr> <td>Cap&lt;1μF: 1V</td> <td>Cap&lt;1μF: 1V *0603B105/35V: 1V</td> </tr> <tr> <td>Cap=1μF: 0.5V*2 0402B224-16V: 0.5V 0402B334/474-6.3V&amp;10V: 0.5V 0402S334/474-6.3V: 0.5V 0402X225/475-6.3V: 0.5V</td> <td>1μF≤Cap≤4.7μF: 0.5V*3 *0603X106/10V: 0.5V</td> </tr> <tr> <td>1μF&lt;Cap&lt;10μF: 0.2V *0402B105M6R3V: 0.2V</td> <td>Cap&gt;4.7μF: 0.2V*4</td> </tr> <tr> <td>Cap≥10μF: 0.1V</td> <td>*0603S226/6.3V: 0.1V</td> </tr> </tbody> </table>	0402	0603	Cap<1μF: 1V	Cap<1μF: 1V *0603B105/35V: 1V	Cap=1μF: 0.5V*2 0402B224-16V: 0.5V 0402B334/474-6.3V&10V: 0.5V 0402S334/474-6.3V: 0.5V 0402X225/475-6.3V: 0.5V	1μF≤Cap≤4.7μF: 0.5V*3 *0603X106/10V: 0.5V	1μF<Cap<10μF: 0.2V *0402B105M6R3V: 0.2V	Cap>4.7μF: 0.2V*4	Cap≥10μF: 0.1V	*0603S226/6.3V: 0.1V														
0402	0603																										
Cap<1μF: 1V	Cap<1μF: 1V *0603B105/35V: 1V																										
Cap=1μF: 0.5V*2 0402B224-16V: 0.5V 0402B334/474-6.3V&10V: 0.5V 0402S334/474-6.3V: 0.5V 0402X225/475-6.3V: 0.5V	1μF≤Cap≤4.7μF: 0.5V*3 *0603X106/10V: 0.5V																										
1μF<Cap<10μF: 0.2V *0402B105M6R3V: 0.2V	Cap>4.7μF: 0.2V*4																										
Cap≥10μF: 0.1V	*0603S226/6.3V: 0.1V																										
<table border="1"> <thead> <tr> <th>0805</th> <th>1206/1210</th> </tr> </thead> <tbody> <tr> <td>Cap&lt;10μF: 1V*5</td> <td>Cap≤10μF: 1V</td> </tr> <tr> <td>Cap=10μF: 0.5V *0805B475/6.3V~25V: 0.5V</td> <td>10μF&lt;Cap≤100μF: 0.5V*6</td> </tr> <tr> <td>Cap&gt;10μF: 0.2V</td> <td>Cap&gt;100μF: 0.2V *1206X107-6.3V: 0.2V 1206A476-6.3V: 0.1V 1210S107-6.3V: 0.2V</td> </tr> </tbody> </table>	0805	1206/1210	Cap<10μF: 1V*5	Cap≤10μF: 1V	Cap=10μF: 0.5V *0805B475/6.3V~25V: 0.5V	10μF<Cap≤100μF: 0.5V*6	Cap>10μF: 0.2V	Cap>100μF: 0.2V *1206X107-6.3V: 0.2V 1206A476-6.3V: 0.1V 1210S107-6.3V: 0.2V																			
0805	1206/1210																										
Cap<10μF: 1V*5	Cap≤10μF: 1V																										
Cap=10μF: 0.5V *0805B475/6.3V~25V: 0.5V	10μF<Cap≤100μF: 0.5V*6																										
Cap>10μF: 0.2V	Cap>100μF: 0.2V *1206X107-6.3V: 0.2V 1206A476-6.3V: 0.1V 1210S107-6.3V: 0.2V																										

\* "Room condition" Temperature: 15 to 35°C, Relative humidity: 25 to 75%, Atmospheric pressure: 86 to 106kPa.

Multilayer Ceramic Capacitors

No.	Item	Test Condition	Requirements															
7.	Adhesive Strength of Termination	* Pressurizing force : 2N (0201) and 5N ( $\leq 0603$ ) and 10N ( $>0603$ ) * Test time: 10 $\pm$ 1 sec.	* No remarkable damage or removal of the terminations.															
8.	Vibration Resistance	* Vibration frequency: 10-55 Hz/min. * Total amplitude: 1.5mm * Test time: 6 hrs. (Two hrs each in three mutually perpendicular directions.) * Before initial measurement (Class II only): To apply de-aging at 150°C for 1hr then set for 24 $\pm$ 2 hrs at room temp. * Cap./DF(Q) Measurement to be made after de-aging at 150°C for 1hr then set for 24 $\pm$ 2 hrs at room temp.	* No remarkable damage. * Cap change and Q/D.F.: To meet initial spec.															
9.	Solderability	* Solder temperature: 235 $\pm$ 5°C * Dipping time: 2 $\pm$ 0.5 sec.	95% min. coverage of all metalized area.															
10.	Bending Test	* The middle part of substrate shall be pressurized by means of the pressurizing rod at a rate of about 1 mm per second until the deflection becomes 1 mm and then the pressure shall be maintained for 5 $\pm$ 1 sec. * Before initial measurement (Class II only): To apply de-aging at 150°C for 1hr then set for 24 $\pm$ 2 hrs at room temp. * Measurement to be made after keeping at room temp. for 24 $\pm$ 2 hrs.	* No remarkable damage. * Cap change : NP0: within $\pm$ 5% or 0.5pF whichever is larger X7R, X5R, X6S, X7S: within $\pm$ 12.5% (This capacitance change means the change of capacitance under specified flexure of substrate from the capacitance measured before the test.)															
11.	Resistance to Soldering Heat	* Solder temperature: 260 $\pm$ 5°C * Dipping time: 10 $\pm$ 1 sec * Preheating: 120 to 150°C for 1 minute before immerse the capacitor in a eutectic solder. * Before initial measurement (Class II only): To apply de-aging at 150°C for 1hr then set for 24 $\pm$ 2 hrs at room temp. * Cap. / DF(Q) / I.R. Measurement to be made after de-aging at 150°C for 1hr then set for 24 $\pm$ 2 hrs at room temp.	* No remarkable damage. * Cap change: NP0: within $\pm$ 2.5% or 0.25pF whichever is larger X7R, X5R, X6S, X7S: within $\pm$ 7.5% * Q/D.F., I.R. and dielectric strength: To meet initial requirements. * 25% max. leaching on each edge.															
12.	Temperature Cycle	* Conduct the five cycles according to the temperatures and time. <table border="1" style="margin-left: 20px;"> <thead> <tr> <th>Step</th> <th>Temp. (°C)</th> <th>Time (min.)</th> </tr> </thead> <tbody> <tr> <td>1</td> <td>Min. operating temp. +0/-3</td> <td>30<math>\pm</math>3</td> </tr> <tr> <td>2</td> <td>Room temp.</td> <td>2-3</td> </tr> <tr> <td>3</td> <td>Max. operating temp. +3/-0</td> <td>30<math>\pm</math>3</td> </tr> <tr> <td>4</td> <td>Room temp.</td> <td>2-3</td> </tr> </tbody> </table> * Before initial measurement (Class II only): To apply de-aging at 150°C for 1hr then set for 24 $\pm$ 2 hrs at room temp. * Cap. / DF(Q) / I.R. Measurement to be made after de-aging at 150°C for 1hr then set for 24 $\pm$ 2 hrs at room temp.	Step	Temp. (°C)	Time (min.)	1	Min. operating temp. +0/-3	30 $\pm$ 3	2	Room temp.	2-3	3	Max. operating temp. +3/-0	30 $\pm$ 3	4	Room temp.	2-3	* No remarkable damage. * Cap change : NP0: within $\pm$ 2.5% or 0.25pF whichever is larger X7R, X5R, X6S, X7S: within $\pm$ 7.5% * Q/D.F., I.R. and dielectric strength: To meet initial requirements.
Step	Temp. (°C)	Time (min.)																
1	Min. operating temp. +0/-3	30 $\pm$ 3																
2	Room temp.	2-3																
3	Max. operating temp. +3/-0	30 $\pm$ 3																
4	Room temp.	2-3																

\* "Room condition" Temperature: 15 to 35°C, Relative humidity: 25 to 75%, Atmospheric pressure: 86 to 106kPa.

Multilayer Ceramic Capacitors

No.	Item	Test Condition	Requirements																																							
13.	Humidity (Damp Heat) Steady State	*Test temp.: 40±2°C *Humidity: 90~95%RH *Test time: 500+24/-0hrs. *Before initial measurement (Class II only): To apply de-aging at 150°C for 1hr then set for 24±2 hrs at room temp. * Cap. / DF(Q) / I.R. Measurement to be made after de-aging at 150°C for 1hr then set for 24±2 hrs at room temp.	* No remarkable damage. * Cap change: NP0: within ±5% or 0.5pF whichever is larger X7R, X5R, X6S, X7S: ≥10V**, within ±12.5%; ≤6.3V within ±25%; **10V: 0603≥4.7μF;0402≥1μF;0201≥0.1μF, within ±25%; * Q/D.F. value: NP0: More than 30pF Q≥350, 10pF≤C≤30pF, Q≥275+2.5C Less than 10pF Q≥200+10C X7R, X5R, X6S, X7S:																																							
			<table border="1"> <thead> <tr> <th>Rated vol.</th> <th>D.F. ≤</th> <th>Exception of D.F. ≤</th> </tr> </thead> <tbody> <tr> <td rowspan="4">100V</td> <td rowspan="4">≤ 3%</td> <td>≤ 6% 1206 ≥ 0.47μF</td> </tr> <tr> <td>≤ 7% 1812 ≥ 4.7μF; 1825 ≥ 4.7μF; 2220 ≥ 4.7μF; 2225 ≥ 4.7μF</td> </tr> <tr> <td>≤ 7.5% 0603 ≥ 0.068μF; 0805 &gt; 0.1μF; 1206 ≥ 1μF; 1210 ≥ 2.2μF</td> </tr> <tr> <td>≤ 20% 0805 &gt; 0.22μF; 1210 ≥ 3.3μF</td> </tr> <tr> <td rowspan="4">50V</td> <td rowspan="4">≤ 3%</td> <td>≤ 6% 0201(50V); 0603 ≥ 0.047μF; 0805 ≥ 0.18μF; 1206 ≥ 0.47μF</td> </tr> <tr> <td>≤ 7% 1812 ≥ 4.7μF; 1825 ≥ 4.7μF; 2220 ≥ 4.7μF; 2225 ≥ 4.7μF</td> </tr> <tr> <td>≤ 10% 0201 ≥ 0.01μF; 0402 ≥ 0.012μF; 1210 ≥ 3.3μF</td> </tr> <tr> <td>≤ 20% 0402 ≥ 0.047μF; 0603 &gt; 0.1μF; 0805 ≥ 1μF (0805/X7R &gt; 0.47μF); 1206 ≥ 2.2μF; 1210 ≥ 10μF;</td> </tr> <tr> <td rowspan="2">35V</td> <td rowspan="2">≤ 5%</td> <td>≤ 20% 0603 ≥ 1μF; 0805 ≥ 2.2μF; 1206 ≥ 2.2μF; 1210 ≥ 10μF</td> </tr> <tr> <td>≤ 15% 0603B = 0.47μF</td> </tr> <tr> <td rowspan="4">25V</td> <td rowspan="4">≤ 5%</td> <td>≤ 10% 0201 ≥ 0.01μF (0201/X5R = 0.01μF); 0805 ≥ 1μF; 1210 ≥ 10μF*</td> </tr> <tr> <td>≤ 14% 0603 ≥ 0.33μF</td> </tr> <tr> <td>≤ 15% 0201 ≥ 0.1μF (0201/X5R &gt; 0.01μF); 0603 ≥ 0.47μF; TT series</td> </tr> <tr> <td>≤ 20% 0402 ≥ 0.10μF (0402/X7R ≥ 0.056μF); 0805 ≥ 2.2μF; 1206 ≥ 4.7μF; 1210 ≥ 22μF (1210/X5R ≥ 10μF)*</td> </tr> <tr> <td rowspan="2">16V</td> <td rowspan="2">≤ 5%</td> <td>≤ 10% 0603 ≥ 0.15μF; 0805 ≥ 0.68μF; 1206 ≥ 2.2μF; 1210 ≥ 4.7μF</td> </tr> <tr> <td>≤ 15% 0201 ≥ 0.01μF (0201/X7R ≥ 0.022μF); 0402 ≥ 0.033μF; 0603 &gt; 0.47μF; 0805 ≥ 2.2μF; 1206 ≥ 4.7μF; 1210 ≥ 22μF</td> </tr> <tr> <td rowspan="2">10V</td> <td rowspan="2">≤ 7.5%</td> <td>≤ 15% 0201 ≥ 0.012μF; 0402 ≥ 0.22μF (0402/X7R ≥ 0.15μF); 0603 ≥ 0.33μF; 0805 ≥ 2.2μF; 1206 ≥ 2.2μF; 1210 ≥ 22μF</td> </tr> <tr> <td>≤ 20% 0201 ≥ 0.1μF; 0402 ≥ 1μF; 0603/X5R ≥ 10μF; 01R5/X5R</td> </tr> <tr> <td>6.3V</td> <td>≤ 15%</td> <td>≤ 30% 0201 ≥ 0.1μF; 0402 ≥ 1μF (0402/X6S ≥ 0.47μF); 0603 ≥ 10μF; 0805 ≥ 4.7μF; 1206 ≥ 47μF; 1210 ≥ 100μF</td> </tr> <tr> <td>4V</td> <td>≤ 20%</td> <td>≤ 30% 0201 ≥ 0.1μF; 0402 ≥ 1μF (0402/X6S ≥ 0.47μF); 0603 ≥ 10μF; 0805 ≥ 4.7μF; 1206 ≥ 47μF; 1210 ≥ 100μF</td> </tr> </tbody> </table>	Rated vol.	D.F. ≤	Exception of D.F. ≤	100V	≤ 3%	≤ 6% 1206 ≥ 0.47μF	≤ 7% 1812 ≥ 4.7μF; 1825 ≥ 4.7μF; 2220 ≥ 4.7μF; 2225 ≥ 4.7μF	≤ 7.5% 0603 ≥ 0.068μF; 0805 > 0.1μF; 1206 ≥ 1μF; 1210 ≥ 2.2μF	≤ 20% 0805 > 0.22μF; 1210 ≥ 3.3μF	50V	≤ 3%	≤ 6% 0201(50V); 0603 ≥ 0.047μF; 0805 ≥ 0.18μF; 1206 ≥ 0.47μF	≤ 7% 1812 ≥ 4.7μF; 1825 ≥ 4.7μF; 2220 ≥ 4.7μF; 2225 ≥ 4.7μF	≤ 10% 0201 ≥ 0.01μF; 0402 ≥ 0.012μF; 1210 ≥ 3.3μF	≤ 20% 0402 ≥ 0.047μF; 0603 > 0.1μF; 0805 ≥ 1μF (0805/X7R > 0.47μF); 1206 ≥ 2.2μF; 1210 ≥ 10μF;	35V	≤ 5%	≤ 20% 0603 ≥ 1μF; 0805 ≥ 2.2μF; 1206 ≥ 2.2μF; 1210 ≥ 10μF	≤ 15% 0603B = 0.47μF	25V	≤ 5%	≤ 10% 0201 ≥ 0.01μF (0201/X5R = 0.01μF); 0805 ≥ 1μF; 1210 ≥ 10μF*	≤ 14% 0603 ≥ 0.33μF	≤ 15% 0201 ≥ 0.1μF (0201/X5R > 0.01μF); 0603 ≥ 0.47μF; TT series	≤ 20% 0402 ≥ 0.10μF (0402/X7R ≥ 0.056μF); 0805 ≥ 2.2μF; 1206 ≥ 4.7μF; 1210 ≥ 22μF (1210/X5R ≥ 10μF)*	16V	≤ 5%	≤ 10% 0603 ≥ 0.15μF; 0805 ≥ 0.68μF; 1206 ≥ 2.2μF; 1210 ≥ 4.7μF	≤ 15% 0201 ≥ 0.01μF (0201/X7R ≥ 0.022μF); 0402 ≥ 0.033μF; 0603 > 0.47μF; 0805 ≥ 2.2μF; 1206 ≥ 4.7μF; 1210 ≥ 22μF	10V	≤ 7.5%	≤ 15% 0201 ≥ 0.012μF; 0402 ≥ 0.22μF (0402/X7R ≥ 0.15μF); 0603 ≥ 0.33μF; 0805 ≥ 2.2μF; 1206 ≥ 2.2μF; 1210 ≥ 22μF	≤ 20% 0201 ≥ 0.1μF; 0402 ≥ 1μF; 0603/X5R ≥ 10μF; 01R5/X5R	6.3V	≤ 15%	≤ 30% 0201 ≥ 0.1μF; 0402 ≥ 1μF (0402/X6S ≥ 0.47μF); 0603 ≥ 10μF; 0805 ≥ 4.7μF; 1206 ≥ 47μF; 1210 ≥ 100μF	4V	≤ 20%	≤ 30% 0201 ≥ 0.1μF; 0402 ≥ 1μF (0402/X6S ≥ 0.47μF); 0603 ≥ 10μF; 0805 ≥ 4.7μF; 1206 ≥ 47μF; 1210 ≥ 100μF
Rated vol.	D.F. ≤	Exception of D.F. ≤																																								
100V	≤ 3%	≤ 6% 1206 ≥ 0.47μF																																								
		≤ 7% 1812 ≥ 4.7μF; 1825 ≥ 4.7μF; 2220 ≥ 4.7μF; 2225 ≥ 4.7μF																																								
		≤ 7.5% 0603 ≥ 0.068μF; 0805 > 0.1μF; 1206 ≥ 1μF; 1210 ≥ 2.2μF																																								
		≤ 20% 0805 > 0.22μF; 1210 ≥ 3.3μF																																								
50V	≤ 3%	≤ 6% 0201(50V); 0603 ≥ 0.047μF; 0805 ≥ 0.18μF; 1206 ≥ 0.47μF																																								
		≤ 7% 1812 ≥ 4.7μF; 1825 ≥ 4.7μF; 2220 ≥ 4.7μF; 2225 ≥ 4.7μF																																								
		≤ 10% 0201 ≥ 0.01μF; 0402 ≥ 0.012μF; 1210 ≥ 3.3μF																																								
		≤ 20% 0402 ≥ 0.047μF; 0603 > 0.1μF; 0805 ≥ 1μF (0805/X7R > 0.47μF); 1206 ≥ 2.2μF; 1210 ≥ 10μF;																																								
35V	≤ 5%	≤ 20% 0603 ≥ 1μF; 0805 ≥ 2.2μF; 1206 ≥ 2.2μF; 1210 ≥ 10μF																																								
		≤ 15% 0603B = 0.47μF																																								
25V	≤ 5%	≤ 10% 0201 ≥ 0.01μF (0201/X5R = 0.01μF); 0805 ≥ 1μF; 1210 ≥ 10μF*																																								
		≤ 14% 0603 ≥ 0.33μF																																								
		≤ 15% 0201 ≥ 0.1μF (0201/X5R > 0.01μF); 0603 ≥ 0.47μF; TT series																																								
		≤ 20% 0402 ≥ 0.10μF (0402/X7R ≥ 0.056μF); 0805 ≥ 2.2μF; 1206 ≥ 4.7μF; 1210 ≥ 22μF (1210/X5R ≥ 10μF)*																																								
16V	≤ 5%	≤ 10% 0603 ≥ 0.15μF; 0805 ≥ 0.68μF; 1206 ≥ 2.2μF; 1210 ≥ 4.7μF																																								
		≤ 15% 0201 ≥ 0.01μF (0201/X7R ≥ 0.022μF); 0402 ≥ 0.033μF; 0603 > 0.47μF; 0805 ≥ 2.2μF; 1206 ≥ 4.7μF; 1210 ≥ 22μF																																								
10V	≤ 7.5%	≤ 15% 0201 ≥ 0.012μF; 0402 ≥ 0.22μF (0402/X7R ≥ 0.15μF); 0603 ≥ 0.33μF; 0805 ≥ 2.2μF; 1206 ≥ 2.2μF; 1210 ≥ 22μF																																								
		≤ 20% 0201 ≥ 0.1μF; 0402 ≥ 1μF; 0603/X5R ≥ 10μF; 01R5/X5R																																								
6.3V	≤ 15%	≤ 30% 0201 ≥ 0.1μF; 0402 ≥ 1μF (0402/X6S ≥ 0.47μF); 0603 ≥ 10μF; 0805 ≥ 4.7μF; 1206 ≥ 47μF; 1210 ≥ 100μF																																								
4V	≤ 20%	≤ 30% 0201 ≥ 0.1μF; 0402 ≥ 1μF (0402/X6S ≥ 0.47μF); 0603 ≥ 10μF; 0805 ≥ 4.7μF; 1206 ≥ 47μF; 1210 ≥ 100μF																																								
			*I.R.: ≥10V, 1GΩ or 50 Ω-F whichever is smaller. Class II (X7R, X5R, X6S, X7S)																																							
			<table border="1"> <thead> <tr> <th>Rated voltage</th> <th>Insulation Resistance</th> </tr> </thead> <tbody> <tr> <td>100V: All X7R; 1210 ≥ 3.3μF</td> <td rowspan="7">1GΩ or RxC ≥ 10 Ω-F whichever is smaller.</td> </tr> <tr> <td>50V: 0402 &gt; 0.01μF; 0603 ≥ 1μF; 0805 ≥ 1μF; 1206 ≥ 4.7μF; 1210 ≥ 4.7μF</td> </tr> <tr> <td>35V: 0603 ≥ 1μF; 0805 ≥ 2.2μF; 1206 ≥ 2.2μF; 1210 ≥ 10μF</td> </tr> <tr> <td>25V: 0201 ≥ 0.1μF; 0402 ≥ 0.22μF; 0603 ≥ 2.2μF; 0805 ≥ 2.2μF; 1206 ≥ 10μF; 1210 ≥ 10μF</td> </tr> <tr> <td>16V: 0201 ≥ 0.1μF; 0402 ≥ 0.22μF; 0603 ≥ 1μF; 0805 ≥ 2.2μF; 1206 ≥ 10μF; 1210 ≥ 47μF</td> </tr> <tr> <td>10V: 0201 ≥ 47nF; 0402 ≥ 0.47μF; 0603 ≥ 0.47μF; 0805 ≥ 2.2μF; 1206 ≥ 4.7μF; 1210 ≥ 47μF</td> </tr> <tr> <td>6.3V ; 4V ; All X6S/X7S items; Size ≥ 1812</td> </tr> </tbody> </table>	Rated voltage	Insulation Resistance	100V: All X7R; 1210 ≥ 3.3μF	1GΩ or RxC ≥ 10 Ω-F whichever is smaller.	50V: 0402 > 0.01μF; 0603 ≥ 1μF; 0805 ≥ 1μF; 1206 ≥ 4.7μF; 1210 ≥ 4.7μF	35V: 0603 ≥ 1μF; 0805 ≥ 2.2μF; 1206 ≥ 2.2μF; 1210 ≥ 10μF	25V: 0201 ≥ 0.1μF; 0402 ≥ 0.22μF; 0603 ≥ 2.2μF; 0805 ≥ 2.2μF; 1206 ≥ 10μF; 1210 ≥ 10μF	16V: 0201 ≥ 0.1μF; 0402 ≥ 0.22μF; 0603 ≥ 1μF; 0805 ≥ 2.2μF; 1206 ≥ 10μF; 1210 ≥ 47μF	10V: 0201 ≥ 47nF; 0402 ≥ 0.47μF; 0603 ≥ 0.47μF; 0805 ≥ 2.2μF; 1206 ≥ 4.7μF; 1210 ≥ 47μF	6.3V ; 4V ; All X6S/X7S items; Size ≥ 1812																													
Rated voltage	Insulation Resistance																																									
100V: All X7R; 1210 ≥ 3.3μF	1GΩ or RxC ≥ 10 Ω-F whichever is smaller.																																									
50V: 0402 > 0.01μF; 0603 ≥ 1μF; 0805 ≥ 1μF; 1206 ≥ 4.7μF; 1210 ≥ 4.7μF																																										
35V: 0603 ≥ 1μF; 0805 ≥ 2.2μF; 1206 ≥ 2.2μF; 1210 ≥ 10μF																																										
25V: 0201 ≥ 0.1μF; 0402 ≥ 0.22μF; 0603 ≥ 2.2μF; 0805 ≥ 2.2μF; 1206 ≥ 10μF; 1210 ≥ 10μF																																										
16V: 0201 ≥ 0.1μF; 0402 ≥ 0.22μF; 0603 ≥ 1μF; 0805 ≥ 2.2μF; 1206 ≥ 10μF; 1210 ≥ 47μF																																										
10V: 0201 ≥ 47nF; 0402 ≥ 0.47μF; 0603 ≥ 0.47μF; 0805 ≥ 2.2μF; 1206 ≥ 4.7μF; 1210 ≥ 47μF																																										
6.3V ; 4V ; All X6S/X7S items; Size ≥ 1812																																										

\* "Room condition" Temperature: 15 to 35°C, Relative humidity: 25 to 75%, Atmospheric pressure: 86 to 106kPa.

Multilayer Ceramic Capacitors

No	Item	Test Condition	Requirements										
14	Humidity (Damp Heat) Load	*Test temp. : 40±2°C *Humidity : 90~95%RH *Test time : 500+24/-0 hrs. *To apply voltage : Rated voltage (MAX. 500V) *Before initial measurement (Class II only): To apply de-aging at 150°C for 1hr then set for 24±2 hrs at room temp. * Cap. / DF(Q) / I.R. Measurement to be made after de-aging at 150°C for 1hr then set for 24±2 hrs at room temp.	* No remarkable damage. Cap change: NP0: ±7.5% or 0.75pF whichever is larger. X7R, X5R, X6S, X7S: ≥10V**, within ±12.5%; ≤6.3V within ±25%; **10V: 0603≥4.7μF;0402≥1μF;0201≥0.1μF, within ±25%; Y5V: ≥10V, within ±30%; ≤6.3V, within +30/-40% Q/D.F. value: NP0: C≥30pF,Q≥200;C<30pF, Q≥100+10/3C X7R, X5R, X6S, X7S:										
				Rated vol.	D.F. ≤	Exception of D.F. ≤							
				≥100V	≤3%	≤6%	1206 ≥ 0.47μF						
						≤7%	1812 ≥ 4.7μF;1825≥4.7μF; 2220≥4.7μF; 2225≥4.7μF						
				50V	≤3%	≤7.5%	0603 ≥ 0.068μF;0805 > 0.1μF;1206 ≥ 1μF;1210 ≥ 2.2μF						
						≤20%	0805 > 0.22μF;1210 ≥ 3.3μF						
						≤6%	0201(50V);0603 ≥ 0.047μF;0805 ≥ 0.18μF;1206 ≥ 0.47μF						
				35V	≤5%	≤7%	1812 ≥ 4.7μF;1825≥4.7μF; 2220≥4.7μF; 2225≥4.7μF						
						≤10%	0201 ≥ 0.01μF; 0402 ≥ 0.012μF;1210 ≥ 3.3μF						
						≤20%	0402 ≥ 0.047μF;0603 > 0.1μF;0805 ≥ 1μF(0805/X7R>0.47μF); 1206 ≥ 2.2μF;1210 ≥ 10μF;						
				25V	≤5%	≤20%	0603 ≥ 1μF;0805 ≥ 2.2μF;1206 ≥ 2.2μF;1210 ≥ 10μF						
						≤15%	0603B=0.47μF						
						≤10%	0201 ≥ 0.01μF(0201/X5R=0.01μF;0805 ≥ 1μF;1210 ≥ 10μF*						
				16V	≤5%	≤14%	0603 ≥ 0.33μF						
≤15%	0201 ≥ 0.1μF(0201/X5R>0.01μF);0603 ≥ 0.47μF;TT series												
≤20%	0402 ≥ 0.10μF(0402/X7R ≥ 0.056μF);0805 ≥ 2.2μF; 1206 ≥ 4.7μF;1210 ≥ 22μF(1210/X5R ≥ 10μF)*												
10V	≤7.5%	≤10%	0603 ≥ 0.15μF;0805 ≥ 0.68μF;1206 ≥ 2.2μF;1210 ≥ 4.7μF										
		≤15%	0201 ≥ 0.01μF(0201/X7R ≥ 0.022μF);0402 ≥ 0.033μF; 0603 > 0.47μF;0805 ≥ 2.2μF;1206 ≥ 4.7μF;1210 ≥ 22μF										
		≤20%	0201 ≥ 0.012μF;0402 ≥ 0.22μF (0402/X7R ≥ 0.15μF); 0603 ≥ 0.33μF;0805 ≥ 2.2μF;1206 ≥ 2.2μF;1210 ≥ 22μF										
6.3V	≤15%	≤20%	0201 ≥ 0.1μF;0402 ≥ 1μF;0603/X5R ≥ 10μF;01R5/X5R										
		≤30%	0201 ≥ 0.1μF;0402 ≥ 1μF(0402/X6S ≥ 0.47μF); 0603 ≥ 10μF;0805 ≥ 4.7μF;1206 ≥ 47μF;1210 ≥ 100μF										
4V	≤20%												
*I.R.: ≥10V, 500MΩ or 25 Ω-F whichever is smaller. Class II (X7R, X5R, X6S, X7S)			<table border="1"> <thead> <tr> <th>Rated voltage</th> <th>Insulation Resistance</th> </tr> </thead> <tbody> <tr> <td>100V: All X7R;1210≥3.3μF</td> <td rowspan="7">500MΩ or RxC≥5 Ω-F whichever is smaller.</td> </tr> <tr> <td>50V: 0402&gt;0.01μF;0603≥1μF;0805≥1μF;1206≥4.7μF;1210≥4.7μF</td> </tr> <tr> <td>35V:0603≥1μF;0805≥2.2μF; 1206≥2.2μF;1210≥10μF</td> </tr> <tr> <td>25V:0201≥0.1μF; 0402≥0.22μF; 0603≥2.2μF;0805≥2.2μF; 1206≥10μF;1210≥10μF</td> </tr> <tr> <td>16V: 0201≥0.1μF;0402≥0.22μF;0603≥1μF;0805≥2.2μF; 1206≥10μF;1210≥47μF</td> </tr> <tr> <td>10V:0201≥47nF;0402≥0.47μF;0603≥0.47μF;0805≥2.2μF; 1206≥4.7μF;1210≥47μF</td> </tr> <tr> <td>6.3V ; 4V ; All X6S/X7S items; Size≥1812</td> </tr> </tbody> </table>	Rated voltage	Insulation Resistance	100V: All X7R;1210≥3.3μF	500MΩ or RxC≥5 Ω-F whichever is smaller.	50V: 0402>0.01μF;0603≥1μF;0805≥1μF;1206≥4.7μF;1210≥4.7μF	35V:0603≥1μF;0805≥2.2μF; 1206≥2.2μF;1210≥10μF	25V:0201≥0.1μF; 0402≥0.22μF; 0603≥2.2μF;0805≥2.2μF; 1206≥10μF;1210≥10μF	16V: 0201≥0.1μF;0402≥0.22μF;0603≥1μF;0805≥2.2μF; 1206≥10μF;1210≥47μF	10V:0201≥47nF;0402≥0.47μF;0603≥0.47μF;0805≥2.2μF; 1206≥4.7μF;1210≥47μF	6.3V ; 4V ; All X6S/X7S items; Size≥1812
Rated voltage	Insulation Resistance												
100V: All X7R;1210≥3.3μF	500MΩ or RxC≥5 Ω-F whichever is smaller.												
50V: 0402>0.01μF;0603≥1μF;0805≥1μF;1206≥4.7μF;1210≥4.7μF													
35V:0603≥1μF;0805≥2.2μF; 1206≥2.2μF;1210≥10μF													
25V:0201≥0.1μF; 0402≥0.22μF; 0603≥2.2μF;0805≥2.2μF; 1206≥10μF;1210≥10μF													
16V: 0201≥0.1μF;0402≥0.22μF;0603≥1μF;0805≥2.2μF; 1206≥10μF;1210≥47μF													
10V:0201≥47nF;0402≥0.47μF;0603≥0.47μF;0805≥2.2μF; 1206≥4.7μF;1210≥47μF													
6.3V ; 4V ; All X6S/X7S items; Size≥1812													

\* "Room condition" Temperature: 15 to 35°C, Relative humidity: 25 to 75%, Atmospheric pressure: 86 to 106kPa.

Multilayer Ceramic Capacitors

No	Item	Test Condition	Requirements																																																																																																																										
15.	High Temperature Load (Endurance)	Test temp. : NP0, X7R/X7E/X7S: 125±3°C X6S: 105±3°C X5R, 85±3°C Test time: 1000+24/-0 hrs. To apply voltage: (1) 100% of rated voltage for below range.	* No remarkable damage. Cap change: NP0: ±3.0% or ±0.3pF whichever is larger X7R, X5R, X6S, X7S: ≥10V**, within ±12.5%; ≤ 6.3V within ±25%; **10V: 0603≥4.7μF;0402≥1μF;0201≥0.1μF, within ±25% Q/D.F. value: NP0: More than 30pF, Q≥350 10pF≤C<30pF, Q≥275+2.5C Less than 10pF, Q≥200+10C X7R, X5R, X6S, X7S:																																																																																																																										
		<table border="1"> <thead> <tr> <th>Size</th> <th>Dielectric</th> <th>Rated voltage</th> <th>Capacitance</th> </tr> </thead> <tbody> <tr> <td>01R5</td> <td>X5R</td> <td>≠10V</td> <td>C=0.1μF</td> </tr> <tr> <td rowspan="2">0201</td> <td rowspan="2">X5R/X7R/ X6S/X7S</td> <td>≤10V</td> <td>C≥0.1μF</td> </tr> <tr> <td>≥16V</td> <td>C&gt;0.1μF</td> </tr> <tr> <td rowspan="4">0402</td> <td rowspan="2">X5R</td> <td>≤16V</td> <td>C&gt;1.0μF</td> </tr> <tr> <td>25V,50V</td> <td>C≥1.0μF</td> </tr> <tr> <td rowspan="2">X6S</td> <td>6.3V,10V</td> <td>C≥1.0μF</td> </tr> <tr> <td>16V,25V</td> <td>C≥1.0μF</td> </tr> <tr> <td rowspan="2">X7R/X7S</td> <td>4V</td> <td>C≥22μF</td> </tr> <tr> <td>6.3V,10V</td> <td>C≥4.7μF#1</td> </tr> <tr> <td rowspan="4">0603</td> <td rowspan="2">X5R/X7R/ X6S/X7S</td> <td>25V</td> <td>C≥1.0μF</td> </tr> <tr> <td>35V</td> <td>C≥1.0μF</td> </tr> <tr> <td rowspan="2">X7R</td> <td>4V</td> <td>C≥47μF</td> </tr> <tr> <td>6.3V</td> <td>C≥22μF</td> </tr> <tr> <td rowspan="4">0805</td> <td rowspan="2">X5R/X7R/ X6S/X7S</td> <td>10V,50V</td> <td>C≥10μF</td> </tr> <tr> <td>16V</td> <td>C&gt;10μF</td> </tr> <tr> <td rowspan="2">X6S</td> <td>25V</td> <td>C≥10μF</td> </tr> <tr> <td>16V,25V</td> <td>C≥22μF</td> </tr> <tr> <td rowspan="2">X7R/X7S</td> <td>16V,25V</td> <td>C≥10μF</td> </tr> <tr> <td>X5R</td> <td>C≥22μF</td> </tr> <tr> <td>1206</td> <td>X5R/X7R/X6S</td> <td>≤6.3V</td> <td>C≥47μF</td> </tr> <tr> <td rowspan="2">1210</td> <td rowspan="2">X5R/X7R/X6S</td> <td>16V</td> <td>C≥47μF</td> </tr> <tr> <td>X7R</td> <td>100V</td> <td>C≥3.3μF</td> </tr> <tr> <td>TT15</td> <td>X5R</td> <td>6.3V</td> <td>C&gt;1.0μF</td> </tr> <tr> <td>TT21</td> <td>X5R/X7R/X6S</td> <td>≤10V</td> <td>C≥10μF</td> </tr> </tbody> </table>	Size	Dielectric	Rated voltage	Capacitance	01R5	X5R	≠10V	C=0.1μF	0201	X5R/X7R/ X6S/X7S	≤10V	C≥0.1μF	≥16V	C>0.1μF	0402	X5R	≤16V	C>1.0μF	25V,50V	C≥1.0μF	X6S	6.3V,10V	C≥1.0μF	16V,25V	C≥1.0μF	X7R/X7S	4V	C≥22μF	6.3V,10V	C≥4.7μF#1	0603	X5R/X7R/ X6S/X7S	25V	C≥1.0μF	35V	C≥1.0μF	X7R	4V	C≥47μF	6.3V	C≥22μF	0805	X5R/X7R/ X6S/X7S	10V,50V	C≥10μF	16V	C>10μF	X6S	25V	C≥10μF	16V,25V	C≥22μF	X7R/X7S	16V,25V	C≥10μF	X5R	C≥22μF	1206	X5R/X7R/X6S	≤6.3V	C≥47μF	1210	X5R/X7R/X6S	16V	C≥47μF	X7R	100V	C≥3.3μF	TT15	X5R	6.3V	C>1.0μF	TT21	X5R/X7R/X6S	≤10V	C≥10μF	<table border="1"> <thead> <tr> <th>Rated vol.</th> <th>D.F. ≤</th> <th>Exception of D.F. ≤</th> </tr> </thead> <tbody> <tr> <td rowspan="4">≥100V</td> <td rowspan="4">≤3%</td> <td>≤6% 1206≥0.47μF</td> </tr> <tr> <td>≤7% 1812≥4.7μF;1825≥4.7μF; 2220≥4.7μF; 2225≥4.7μF</td> </tr> <tr> <td>≤7.5% 0603≥0.068μF;0805&gt;0.1μF;1206≥1μF;1210≥2.2μF</td> </tr> <tr> <td>≤20% 0805&gt;0.22μF;1210≥3.3μF</td> </tr> <tr> <td rowspan="4">50V</td> <td rowspan="4">≤3%</td> <td>≤6% 0201(50V);0603≥0.047μF;0805≥0.18μF;1206≥0.47μF</td> </tr> <tr> <td>≤7% 1812≥4.7μF;1825≥4.7μF; 2220≥4.7μF; 2225≥4.7μF</td> </tr> <tr> <td>≤10% 0201≥0.01μF; 0402≥0.012μF;1210≥3.3μF</td> </tr> <tr> <td>≤20% 0402≥0.047μF;0603&gt;0.1μF;0805≥1μF(0805/X7R&gt;0.47μF); 1206≥2.2μF;1210≥10μF;</td> </tr> <tr> <td rowspan="4">35V</td> <td rowspan="4">≤5%</td> <td>≤20% 0603≥1μF;0805≥2.2μF;1206≥2.2μF;1210≥10μF</td> </tr> <tr> <td>≤15% 0603B=0.47μF</td> </tr> <tr> <td>≤10% 0201≥0.01μF(0201/X5R=0.01μF;0805≥1μF;1210≥10μF*</td> </tr> <tr> <td>≤14% 0603≥0.33μF</td> </tr> <tr> <td rowspan="4">25V</td> <td rowspan="4">≤5%</td> <td>0201≥0.1μF(0201/X5R&gt;0.01μF);0603≥0.47μF;TT series</td> </tr> <tr> <td>≤15% 0402≥0.10μF(0402/X7R≥0.056μF);0805≥2.2μF; 1206≥4.7μF;1210≥22μF(1210/X5R≥10μF)*</td> </tr> <tr> <td>≤20% 0402≥0.33μF</td> </tr> <tr> <td>≤10% 0603≥0.15μF;0805≥0.68μF;1206≥2.2μF;1210≥4.7μF</td> </tr> <tr> <td rowspan="4">16V</td> <td rowspan="4">≤5%</td> <td>≤15% 0201≥0.01μF(0201/X7R≥0.022μF);0402≥0.033μF; 0603&gt;0.47μF;0805≥2.2μF;1206≥4.7μF;1210≥22μF</td> </tr> <tr> <td>≤15% 0201≥0.012μF;0402≥0.22μF (0402/X7R≥0.15μF); 0603≥0.33μF;0805≥2.2μF;1206≥2.2μF;1210≥22μF</td> </tr> <tr> <td>≤20% 0201≥0.1μF;0402≥1μF;0603/X5R≥10μF;01R5/X5R</td> </tr> <tr> <td>≤20% 0201≥0.1μF;0402≥1μF;0603/X5R≥10μF;01R5/X5R</td> </tr> <tr> <td rowspan="4">10V</td> <td rowspan="4">≤7.5%</td> <td>≤15% 0201≥0.012μF;0402≥0.22μF (0402/X7R≥0.15μF); 0603≥0.33μF;0805≥2.2μF;1206≥2.2μF;1210≥22μF</td> </tr> <tr> <td>≤20% 0201≥0.1μF;0402≥1μF;0603/X5R≥10μF;01R5/X5R</td> </tr> <tr> <td>≤15% 0201≥0.1μF;0402≥1μF;0603/X5R≥10μF;01R5/X5R</td> </tr> <tr> <td>≤30% 0201≥0.1μF;0402≥1μF;0603/X5R≥10μF;01R5/X5R</td> </tr> <tr> <td rowspan="2">6.3V</td> <td rowspan="2">≤15%</td> <td>≤30% 0201≥0.1μF;0402≥1μF;0603/X5R≥10μF;01R5/X5R</td> </tr> <tr> <td>0603≥10μF;0805≥4.7μF;1206≥47μF;1210≥100μF</td> </tr> <tr> <td>4V</td> <td>≤20%</td> <td>---</td> </tr> </tbody> </table>	Rated vol.	D.F. ≤	Exception of D.F. ≤	≥100V	≤3%	≤6% 1206≥0.47μF	≤7% 1812≥4.7μF;1825≥4.7μF; 2220≥4.7μF; 2225≥4.7μF	≤7.5% 0603≥0.068μF;0805>0.1μF;1206≥1μF;1210≥2.2μF	≤20% 0805>0.22μF;1210≥3.3μF	50V	≤3%	≤6% 0201(50V);0603≥0.047μF;0805≥0.18μF;1206≥0.47μF	≤7% 1812≥4.7μF;1825≥4.7μF; 2220≥4.7μF; 2225≥4.7μF	≤10% 0201≥0.01μF; 0402≥0.012μF;1210≥3.3μF	≤20% 0402≥0.047μF;0603>0.1μF;0805≥1μF(0805/X7R>0.47μF); 1206≥2.2μF;1210≥10μF;	35V	≤5%	≤20% 0603≥1μF;0805≥2.2μF;1206≥2.2μF;1210≥10μF	≤15% 0603B=0.47μF	≤10% 0201≥0.01μF(0201/X5R=0.01μF;0805≥1μF;1210≥10μF*	≤14% 0603≥0.33μF	25V	≤5%	0201≥0.1μF(0201/X5R>0.01μF);0603≥0.47μF;TT series	≤15% 0402≥0.10μF(0402/X7R≥0.056μF);0805≥2.2μF; 1206≥4.7μF;1210≥22μF(1210/X5R≥10μF)*	≤20% 0402≥0.33μF	≤10% 0603≥0.15μF;0805≥0.68μF;1206≥2.2μF;1210≥4.7μF	16V	≤5%	≤15% 0201≥0.01μF(0201/X7R≥0.022μF);0402≥0.033μF; 0603>0.47μF;0805≥2.2μF;1206≥4.7μF;1210≥22μF	≤15% 0201≥0.012μF;0402≥0.22μF (0402/X7R≥0.15μF); 0603≥0.33μF;0805≥2.2μF;1206≥2.2μF;1210≥22μF	≤20% 0201≥0.1μF;0402≥1μF;0603/X5R≥10μF;01R5/X5R	≤20% 0201≥0.1μF;0402≥1μF;0603/X5R≥10μF;01R5/X5R	10V	≤7.5%	≤15% 0201≥0.012μF;0402≥0.22μF (0402/X7R≥0.15μF); 0603≥0.33μF;0805≥2.2μF;1206≥2.2μF;1210≥22μF	≤20% 0201≥0.1μF;0402≥1μF;0603/X5R≥10μF;01R5/X5R	≤15% 0201≥0.1μF;0402≥1μF;0603/X5R≥10μF;01R5/X5R	≤30% 0201≥0.1μF;0402≥1μF;0603/X5R≥10μF;01R5/X5R	6.3V	≤15%	≤30% 0201≥0.1μF;0402≥1μF;0603/X5R≥10μF;01R5/X5R	0603≥10μF;0805≥4.7μF;1206≥47μF;1210≥100μF	4V	≤20%	---
		Size	Dielectric	Rated voltage	Capacitance																																																																																																																								
		01R5	X5R	≠10V	C=0.1μF																																																																																																																								
		0201	X5R/X7R/ X6S/X7S	≤10V	C≥0.1μF																																																																																																																								
				≥16V	C>0.1μF																																																																																																																								
		0402	X5R	≤16V	C>1.0μF																																																																																																																								
				25V,50V	C≥1.0μF																																																																																																																								
			X6S	6.3V,10V	C≥1.0μF																																																																																																																								
				16V,25V	C≥1.0μF																																																																																																																								
		X7R/X7S	4V	C≥22μF																																																																																																																									
			6.3V,10V	C≥4.7μF#1																																																																																																																									
		0603	X5R/X7R/ X6S/X7S	25V	C≥1.0μF																																																																																																																								
				35V	C≥1.0μF																																																																																																																								
			X7R	4V	C≥47μF																																																																																																																								
				6.3V	C≥22μF																																																																																																																								
		0805	X5R/X7R/ X6S/X7S	10V,50V	C≥10μF																																																																																																																								
				16V	C>10μF																																																																																																																								
			X6S	25V	C≥10μF																																																																																																																								
				16V,25V	C≥22μF																																																																																																																								
		X7R/X7S	16V,25V	C≥10μF																																																																																																																									
			X5R	C≥22μF																																																																																																																									
		1206	X5R/X7R/X6S	≤6.3V	C≥47μF																																																																																																																								
		1210	X5R/X7R/X6S	16V	C≥47μF																																																																																																																								
				X7R	100V	C≥3.3μF																																																																																																																							
TT15	X5R	6.3V	C>1.0μF																																																																																																																										
TT21	X5R/X7R/X6S	≤10V	C≥10μF																																																																																																																										
Rated vol.	D.F. ≤	Exception of D.F. ≤																																																																																																																											
≥100V	≤3%	≤6% 1206≥0.47μF																																																																																																																											
		≤7% 1812≥4.7μF;1825≥4.7μF; 2220≥4.7μF; 2225≥4.7μF																																																																																																																											
		≤7.5% 0603≥0.068μF;0805>0.1μF;1206≥1μF;1210≥2.2μF																																																																																																																											
		≤20% 0805>0.22μF;1210≥3.3μF																																																																																																																											
50V	≤3%	≤6% 0201(50V);0603≥0.047μF;0805≥0.18μF;1206≥0.47μF																																																																																																																											
		≤7% 1812≥4.7μF;1825≥4.7μF; 2220≥4.7μF; 2225≥4.7μF																																																																																																																											
		≤10% 0201≥0.01μF; 0402≥0.012μF;1210≥3.3μF																																																																																																																											
		≤20% 0402≥0.047μF;0603>0.1μF;0805≥1μF(0805/X7R>0.47μF); 1206≥2.2μF;1210≥10μF;																																																																																																																											
35V	≤5%	≤20% 0603≥1μF;0805≥2.2μF;1206≥2.2μF;1210≥10μF																																																																																																																											
		≤15% 0603B=0.47μF																																																																																																																											
		≤10% 0201≥0.01μF(0201/X5R=0.01μF;0805≥1μF;1210≥10μF*																																																																																																																											
		≤14% 0603≥0.33μF																																																																																																																											
25V	≤5%	0201≥0.1μF(0201/X5R>0.01μF);0603≥0.47μF;TT series																																																																																																																											
		≤15% 0402≥0.10μF(0402/X7R≥0.056μF);0805≥2.2μF; 1206≥4.7μF;1210≥22μF(1210/X5R≥10μF)*																																																																																																																											
		≤20% 0402≥0.33μF																																																																																																																											
		≤10% 0603≥0.15μF;0805≥0.68μF;1206≥2.2μF;1210≥4.7μF																																																																																																																											
16V	≤5%	≤15% 0201≥0.01μF(0201/X7R≥0.022μF);0402≥0.033μF; 0603>0.47μF;0805≥2.2μF;1206≥4.7μF;1210≥22μF																																																																																																																											
		≤15% 0201≥0.012μF;0402≥0.22μF (0402/X7R≥0.15μF); 0603≥0.33μF;0805≥2.2μF;1206≥2.2μF;1210≥22μF																																																																																																																											
		≤20% 0201≥0.1μF;0402≥1μF;0603/X5R≥10μF;01R5/X5R																																																																																																																											
		≤20% 0201≥0.1μF;0402≥1μF;0603/X5R≥10μF;01R5/X5R																																																																																																																											
10V	≤7.5%	≤15% 0201≥0.012μF;0402≥0.22μF (0402/X7R≥0.15μF); 0603≥0.33μF;0805≥2.2μF;1206≥2.2μF;1210≥22μF																																																																																																																											
		≤20% 0201≥0.1μF;0402≥1μF;0603/X5R≥10μF;01R5/X5R																																																																																																																											
		≤15% 0201≥0.1μF;0402≥1μF;0603/X5R≥10μF;01R5/X5R																																																																																																																											
		≤30% 0201≥0.1μF;0402≥1μF;0603/X5R≥10μF;01R5/X5R																																																																																																																											
6.3V	≤15%	≤30% 0201≥0.1μF;0402≥1μF;0603/X5R≥10μF;01R5/X5R																																																																																																																											
		0603≥10μF;0805≥4.7μF;1206≥47μF;1210≥100μF																																																																																																																											
4V	≤20%	---																																																																																																																											
		**1WV items must follow de-rating conditions. #1. 0603X106/475(10V)&0603S106(4V&6.3V): 150% of rated voltage (2) 150% of rated voltage for below range.																																																																																																																											
		<table border="1"> <thead> <tr> <th>Size</th> <th>Dielectric</th> <th>Rated voltage</th> <th>Capacitance</th> </tr> </thead> <tbody> <tr> <td rowspan="2">0201</td> <td rowspan="2">X5R/X6S</td> <td>16V,25V</td> <td>C=0.1μF</td> </tr> <tr> <td>X7R</td> <td>16V</td> <td>C≥0.022μF</td> </tr> <tr> <td rowspan="2">0402</td> <td rowspan="2">X7R/X5R/ X6S</td> <td>50V</td> <td>C&gt;0.01μF</td> </tr> <tr> <td>10-25V</td> <td>C&gt;0.22μF</td> </tr> <tr> <td rowspan="4">0603</td> <td rowspan="2">X7S</td> <td>50V~100V</td> <td>C&gt;0.22μF</td> </tr> <tr> <td>50V</td> <td>C&gt;0.1μF</td> </tr> <tr> <td rowspan="2">X7R</td> <td>25V</td> <td>C=1.0μF</td> </tr> <tr> <td>50V</td> <td>C≥1.0μF</td> </tr> <tr> <td rowspan="2">X5R</td> <td>50V</td> <td>C≥1.0μF</td> </tr> <tr> <td>X7R/X5R/ X6S/X7S</td> <td>10V,16V</td> <td>C≥1.0μF</td> </tr> <tr> <td rowspan="4">0805</td> <td rowspan="2">X5R/X7R/ X6S/X7S</td> <td>100V</td> <td>C≥0.47μF</td> </tr> <tr> <td>50V</td> <td>C≥0.68μF</td> </tr> <tr> <td rowspan="2">X7R</td> <td>35V</td> <td>C≥2.2μF</td> </tr> <tr> <td>10-25V</td> <td>C≥4.7μF</td> </tr> <tr> <td rowspan="3">1206</td> <td rowspan="3">X7R</td> <td>100V</td> <td>C≥1.0μF</td> </tr> <tr> <td>50V</td> <td>C≥2.2μF</td> </tr> <tr> <td>100V</td> <td>C&gt;1.0μF</td> </tr> <tr> <td rowspan="2">1210</td> <td rowspan="2">X5R/X6S/ X7S</td> <td>50V</td> <td>C=4.7μF</td> </tr> <tr> <td>50V</td> <td>C=4.7μF</td> </tr> <tr> <td rowspan="2">1812</td> <td rowspan="2">X7R</td> <td>≤50V</td> <td>C≥4.7μF</td> </tr> <tr> <td>100V</td> <td>C≥1.0μF</td> </tr> <tr> <td>1825 2220 2225</td> <td>X7R</td> <td>100V~250V</td> <td>C≥1.0μF</td> </tr> </tbody> </table>	Size	Dielectric	Rated voltage	Capacitance	0201	X5R/X6S	16V,25V	C=0.1μF	X7R	16V	C≥0.022μF	0402	X7R/X5R/ X6S	50V	C>0.01μF	10-25V	C>0.22μF	0603	X7S	50V~100V	C>0.22μF	50V	C>0.1μF	X7R	25V	C=1.0μF	50V	C≥1.0μF	X5R	50V	C≥1.0μF	X7R/X5R/ X6S/X7S	10V,16V	C≥1.0μF	0805	X5R/X7R/ X6S/X7S	100V	C≥0.47μF	50V	C≥0.68μF	X7R	35V	C≥2.2μF	10-25V	C≥4.7μF	1206	X7R	100V	C≥1.0μF	50V	C≥2.2μF	100V	C>1.0μF	1210	X5R/X6S/ X7S	50V	C=4.7μF	50V	C=4.7μF	1812	X7R	≤50V	C≥4.7μF	100V	C≥1.0μF	1825 2220 2225	X7R	100V~250V	C≥1.0μF																																																						
Size	Dielectric	Rated voltage	Capacitance																																																																																																																										
0201	X5R/X6S	16V,25V	C=0.1μF																																																																																																																										
		X7R	16V	C≥0.022μF																																																																																																																									
0402	X7R/X5R/ X6S	50V	C>0.01μF																																																																																																																										
		10-25V	C>0.22μF																																																																																																																										
0603	X7S	50V~100V	C>0.22μF																																																																																																																										
		50V	C>0.1μF																																																																																																																										
	X7R	25V	C=1.0μF																																																																																																																										
		50V	C≥1.0μF																																																																																																																										
X5R	50V	C≥1.0μF																																																																																																																											
	X7R/X5R/ X6S/X7S	10V,16V	C≥1.0μF																																																																																																																										
0805	X5R/X7R/ X6S/X7S	100V	C≥0.47μF																																																																																																																										
		50V	C≥0.68μF																																																																																																																										
	X7R	35V	C≥2.2μF																																																																																																																										
		10-25V	C≥4.7μF																																																																																																																										
1206	X7R	100V	C≥1.0μF																																																																																																																										
		50V	C≥2.2μF																																																																																																																										
		100V	C>1.0μF																																																																																																																										
1210	X5R/X6S/ X7S	50V	C=4.7μF																																																																																																																										
		50V	C=4.7μF																																																																																																																										
1812	X7R	≤50V	C≥4.7μF																																																																																																																										
		100V	C≥1.0μF																																																																																																																										
1825 2220 2225	X7R	100V~250V	C≥1.0μF																																																																																																																										
		(3) ≤6.3V or C≥10μF or TT series:150% of rated voltage. (4) 10V~250V: 200% of rated voltage. Excluding 1812/NP0(250V)/104:100% of rated voltage. 0201/X6S(10V)/393~823:150% of rated voltage. 0603/X7R(35V)/474:150% of rated voltage. (5) 400V~450V: 120% of rated voltage. (6) 500V: 150% of rated voltage. (7) 630V~3000V: 120% of rated voltage. Excluding 1210/X7R(2kV)/103:110% of rated voltage. 1210/NP0(1kV)/333:100% of rated voltage. 1812/NP0(1kV)/472~562:100% of rated voltage. (8) Ur=3.5kV & 4kV: 110% of rated voltage.																																																																																																																											
		* Before initial measurement (Class II only): To apply de-aging at 150°C for 1hr then set for 24±2 hrs at room temp. * Cap. / DF(Q) / I.R. Measurement to be made after de-aging at 150°C for 1hr then set for 24±2 hrs at room temp.	* I.R.: ≥10V, 1GΩ or 50 Ω-F whichever is smaller. Class II (X7R, X5R, X6S, X7S)																																																																																																																										
			<table border="1"> <thead> <tr> <th>Rated voltage</th> <th>Insulation Resistance</th> </tr> </thead> <tbody> <tr> <td>100V: All X7R;1210≥3.3μF</td> <td rowspan="8">1GΩ or RxC ≥ 10 Ω-F whichever is smaller.</td> </tr> <tr> <td>50V: 0402&gt;0.01μF;0603≥1μF;0805≥1μF;1206≥4.7μF;1210≥4.7μF</td> </tr> <tr> <td>35V:0603≥1μF;0805≥2.2μF; 1206≥2.2μF;1210≥10μF</td> </tr> <tr> <td>25V:0201≥0.1μF; 0402≥0.22μF; 0603≥2.2μF;0805≥2.2μF; 1206≥10μF;1210≥10μF</td> </tr> <tr> <td>16V: 0201≥0.1μF;0402≥0.22μF;0603≥1μF;0805≥2.2μF; 1206≥10μF;1210≥47μF</td> </tr> <tr> <td>10V:0201≥47nF;0402≥0.47μF;0603≥0.47μF;0805≥2.2μF; 1206≥4.7μF;1210≥47μF</td> </tr> <tr> <td>6.3V ; 4V ; All X6S/X7S items; Size≥1812</td> </tr> <tr> <td></td> </tr> </tbody> </table>	Rated voltage	Insulation Resistance	100V: All X7R;1210≥3.3μF	1GΩ or RxC ≥ 10 Ω-F whichever is smaller.	50V: 0402>0.01μF;0603≥1μF;0805≥1μF;1206≥4.7μF;1210≥4.7μF	35V:0603≥1μF;0805≥2.2μF; 1206≥2.2μF;1210≥10μF	25V:0201≥0.1μF; 0402≥0.22μF; 0603≥2.2μF;0805≥2.2μF; 1206≥10μF;1210≥10μF	16V: 0201≥0.1μF;0402≥0.22μF;0603≥1μF;0805≥2.2μF; 1206≥10μF;1210≥47μF	10V:0201≥47nF;0402≥0.47μF;0603≥0.47μF;0805≥2.2μF; 1206≥4.7μF;1210≥47μF	6.3V ; 4V ; All X6S/X7S items; Size≥1812																																																																																																																
Rated voltage	Insulation Resistance																																																																																																																												
100V: All X7R;1210≥3.3μF	1GΩ or RxC ≥ 10 Ω-F whichever is smaller.																																																																																																																												
50V: 0402>0.01μF;0603≥1μF;0805≥1μF;1206≥4.7μF;1210≥4.7μF																																																																																																																													
35V:0603≥1μF;0805≥2.2μF; 1206≥2.2μF;1210≥10μF																																																																																																																													
25V:0201≥0.1μF; 0402≥0.22μF; 0603≥2.2μF;0805≥2.2μF; 1206≥10μF;1210≥10μF																																																																																																																													
16V: 0201≥0.1μF;0402≥0.22μF;0603≥1μF;0805≥2.2μF; 1206≥10μF;1210≥47μF																																																																																																																													
10V:0201≥47nF;0402≥0.47μF;0603≥0.47μF;0805≥2.2μF; 1206≥4.7μF;1210≥47μF																																																																																																																													
6.3V ; 4V ; All X6S/X7S items; Size≥1812																																																																																																																													
		** De-rating conditions:																																																																																																																											
		The general MLCC products are designed for use in devices with a typical lifetime around 10 years. The general MLCC products are designed so that the useful lifetime can be extended longer than 10 years under the following conditions: 「80% of the rated voltage or less, Maximum operating temperature -20 degree C or less」 Extended useful lifetime, under specific operating conditions, can be estimated from the chart. ※The useful lifetime is the time when cumulative failure rate becomes 1%. ※Please note that the useful lifetime data is for reference only and not guaranteed.																																																																																																																											

\* "Room condition" Temperature: 15 to 35°C, Relative humidity: 25 to 75%, Atmospheric pressure: 86 to 106kPa.

Multilayer Ceramic Capacitors

**APPENDIXES**

■ **Tape & reel dimensions**

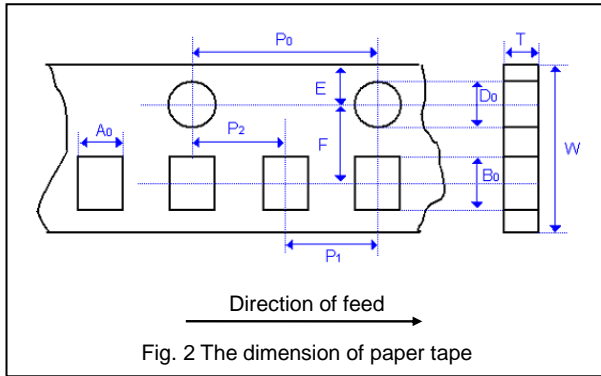


Fig. 2 The dimension of paper tape

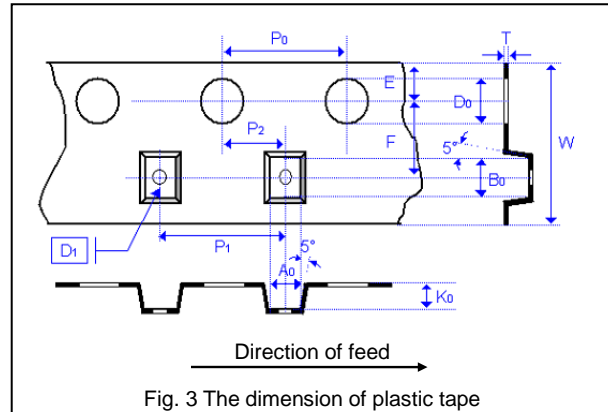


Fig. 3 The dimension of plastic tape

Size	0201	0402	0603	0805			1206			1210				1808		1812		
Thickness	L	N,E	S,H,X	A,H	B,T	D,I	B,T	C,J,D	G,P	T	C,D	G,K	M	D,F	G,K	D,F	G,K	M,U
A <sub>0</sub>	0.40 +/-0.10	0.70 +/-0.20	1.05 +/-0.30	1.50 +/-0.20	1.50 +/-0.20	< 1.80	1.90 +/-0.50	< 2.00	< 2.30	< 3.05	< 3.05	< 3.05	< 3.20	< 2.50	< 2.50	< 3.90	< 3.90	< 3.90
B <sub>0</sub>	0.70 +/-0.10	1.20 +/-0.20	1.80 +/-0.30	2.30 +/-0.20	2.30 +/-0.20	< 2.70	3.50 +/-0.50	< 3.70	< 4.00	< 3.80	< 3.80	< 3.80	< 4.00	< 5.30	< 5.30	< 5.30	< 5.30	< 5.30
T	≤0.55	≤0.80	≤1.20	≤1.15	≤1.20	0.23 +/-0.1	≤1.20	0.23 +/-0.1	0.23 +/-0.1	0.23 +/-0.1	0.23 +/-0.1	0.23 +/-0.1	0.23 +/-0.1	0.25 +/-0.1	0.25 +/-0.1	0.25 +/-0.1	0.25 +/-0.1	0.25 +/-0.1
K <sub>0</sub>	0.44 +/-0.05	-	-	-	-	< 2.50	-	< 2.50	< 2.50	< 1.50	< 2.00	< 2.50	< 3.20	< 2.50	< 2.50	< 2.50	< 2.50	< 3.50
W	8.00 +/-0.30	8.00 +/-0.30	8.00 +/-0.30	8.00 +/-0.30	8.00 +/-0.30	8.00 +/-0.30	8.00 +/-0.30	8.00 +/-0.30	8.00 +/-0.30	8.00 +/-0.30	8.00 +/-0.30	8.00 +/-0.30	8.00 +/-0.30	12.00 +/-0.30	12.00 +/-0.30	12.00 +/-0.30	12.00 +/-0.30	12.00 +/-0.30
P <sub>0</sub>	4.00 +/-0.10	4.00 +/-0.10	4.00 +/-0.10	4.00 +/-0.10	4.00 +/-0.10	4.00 +/-0.10	4.00 +/-0.10	4.00 +/-0.10	4.00 +/-0.10	4.00 +/-0.10	4.00 +/-0.10	4.00 +/-0.10	4.00 +/-0.10	4.00 +/-0.10	4.00 +/-0.10	4.00 +/-0.10	4.00 +/-0.10	4.00 +/-0.10
10xP <sub>0</sub>	40.00 +/-0.10	40.00 +/-0.10	40.00 +/-0.20	40.00 +/-0.20	40.00 +/-0.20	40.00 +/-0.20	40.00 +/-0.20	40.00 +/-0.20	40.00 +/-0.20	40.00 +/-0.20	40.00 +/-0.20	40.00 +/-0.20	40.00 +/-0.20	40.00 +/-0.20	40.00 +/-0.20	40.00 +/-0.20	40.00 +/-0.20	40.00 +/-0.20
P <sub>1</sub>	2.00 +/-0.05	2.00 +/-0.05	4.00 +/-0.10	4.00 +/-0.10	4.00 +/-0.10	4.00 +/-0.10	4.00 +/-0.10	4.00 +/-0.10	4.00 +/-0.10	4.00 +/-0.10	4.00 +/-0.10	4.00 +/-0.10	4.00 +/-0.10	4.00 +/-0.10	4.00 +/-0.10	4.00 +/-0.10	4.00 +/-0.10	4.00 +/-0.10
P <sub>2</sub>	2.00 +/-0.05	2.00 +/-0.05	2.00 +/-0.05	2.00 +/-0.05	2.00 +/-0.05	2.00 +/-0.05	2.00 +/-0.05	2.00 +/-0.05	2.00 +/-0.05	2.00 +/-0.05	2.00 +/-0.05	2.00 +/-0.05	2.00 +/-0.05	2.00 +/-0.10	2.00 +/-0.10	2.00 +/-0.10	2.00 +/-0.10	2.00 +/-0.10
D <sub>0</sub>	1.50 +0.1/-0	1.50 +0.1/-0	1.50 +0.1/-0	1.50 +0.1/-0	1.50 +0.1/-0	1.50 +0.1/-0	1.50 +0.1/-0	1.50 +0.1/-0	1.50 +0.1/-0	1.50 +0.1/-0	1.50 +0.1/-0	1.50 +0.1/-0	1.50 +0.1/-0	1.50 +0.1/-0	1.50 +0.1/-0	1.50 +0.1/-0	1.50 +0.1/-0	1.50 +0.1/-0
D <sub>1</sub>	-	-	-	-	-	1.00 +/-0.10	-	1.00 +/-0.10	1.00 +/-0.10	1.00 +/-0.10	1.00 +/-0.10	1.00 +/-0.10	1.00 +/-0.10	1.00 +/-0.10	1.00 +/-0.10	1.00 +/-0.10	1.00 +/-0.10	1.00 +/-0.10
E	1.75 +/-0.10	1.75 +/-0.10	1.75 +/-0.10	1.75 +/-0.10	1.75 +/-0.10	1.75 +/-0.10	1.75 +/-0.10	1.75 +/-0.10	1.75 +/-0.10	1.75 +/-0.10	1.75 +/-0.10	1.75 +/-0.10	1.75 +/-0.10	1.75 +/-0.10	1.75 +/-0.10	1.75 +/-0.10	1.75 +/-0.10	1.75 +/-0.10
F	3.50 +/-0.05	3.50 +/-0.05	3.50 +/-0.05	3.50 +/-0.05	3.50 +/-0.05	3.50 +/-0.05	3.50 +/-0.05	3.50 +/-0.05	3.50 +/-0.05	3.50 +/-0.05	3.50 +/-0.05	3.50 +/-0.05	3.50 +/-0.05	3.50 +/-0.10	3.50 +/-0.10	3.50 +/-0.10	3.50 +/-0.10	3.50 +/-0.10

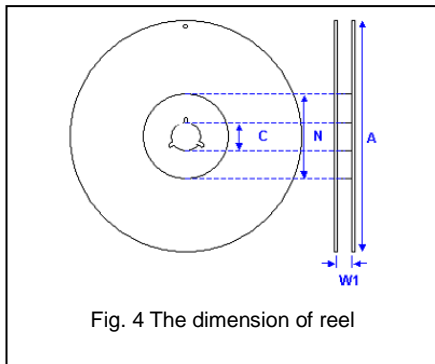
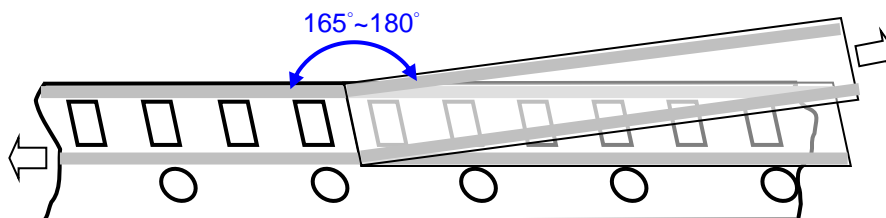


Fig. 4 The dimension of reel

Size	0201, 0402, 0603, 0805, 1206, 1210			1812
Reel size	7"	10"	13"	7"
C	13.0±0.5	13.0±0.5	13.0±0.5	13.0±0.5
W <sub>1</sub>	10.0±1.5	10.0±1.5	10.0±1.5	12.4±2.0/-0
A	178.0±2.0	250.0±2.0	330.0±2.0	178.0±2.0
N	60.0±1.0/-0	50 min	50 min	60.0±1.0/-0


■ **Peeling force (EIA-481)**

Peel-off force should be in the range of 10 grams to 100 grams at a peel-off speed of 300±10 mm/min.



Multilayer Ceramic Capacitors

Example of customer label



- a. Customer name
- b. WTC order series and item number
- c. Customer P/O
- d. Customer P/N
- e. Description of product
- f. Quantity
- g. Bar code including quantity & WTC P/N or customer
- h. WTC P/N
- i. Shipping date
- j. Order bar code including series and item numbers
- k. Serial number of label

\*Customized label is available upon request

Constructions

No.	Name	NPO	X7R, X5R, X6S, X7S
①	Ceramic material	CaZrO <sub>3</sub> based	BaTiO <sub>3</sub> based
②	Inner electrode		Ni
③	Termination	Inner layer	Cu
④		Middle layer	Ni
⑤		Outer layer	Sn

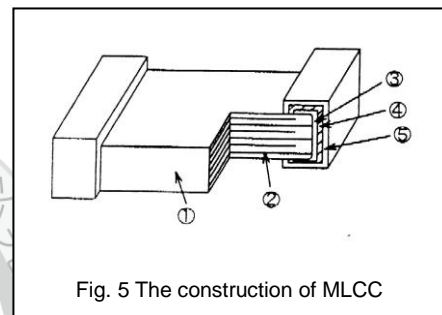


Fig. 5 The construction of MLCC

Storage and handling conditions

- (1) To store products at 5 to 40°C ambient temperature and 20 to 70% related humidity conditions; MSL Level 1.
- (2) The product is recommended to be used within one year after shipment. Check solderability in case of shelf life extension is needed.

Cautions:

- a. The corrosive gas reacts on the terminal electrodes of capacitors, and results in the poor solderability. Do not store the capacitors in the ambience of corrosive gas (e.g., hydrogen sulfide, sulfur dioxide, chlorine, ammonia gas etc.)
- b. In corrosive atmosphere, solderability might be degraded, and silver migration might occur to cause low reliability.
- c. Due to the dewing by rapid humidity change, or the photochemical change of the terminal electrode by direct sunlight, the solderability and electrical performance may deteriorate. Do not store capacitors under direct sunlight or dewing condition. To store products on the shelf and avoid exposure to moisture.

**Multilayer Ceramic Capacitors**

**Recommended soldering conditions**

The lead-free termination MLCCs are not only to be used on SMT against lead-free solder paste, but also suitable against lead-containing solder paste. If the optimized solder joint is requested, increasing soldering time, temperature and concentration of N<sub>2</sub> within oven are recommended.

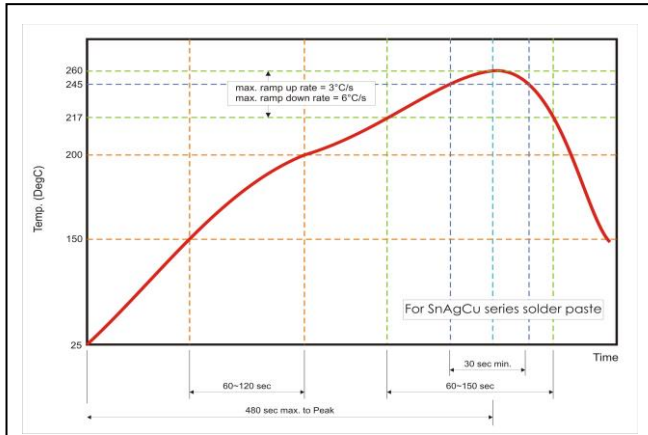


Fig. 6 Recommended reflow soldering profile for SMT process with SnAgCu series solder paste.

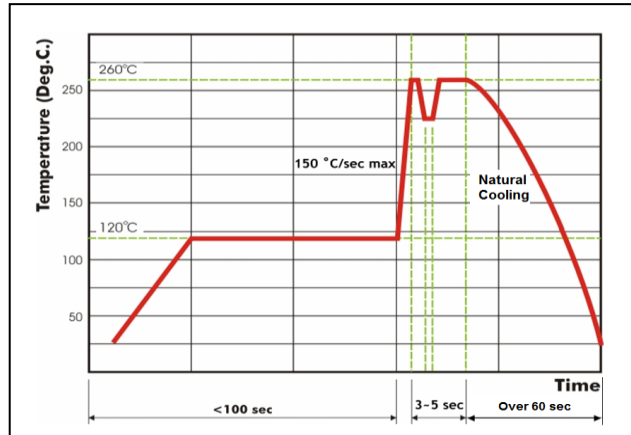


Fig. 7 Recommended wave soldering profile for SMT process with SnAgCu series solder.

